



# *Lighting*



Connected Spaces

**Catalogue Accessories 2020**

ważny od 01/02/2020

---

*Lighting*

# Bank Pendant

BY NORM ARCHITECTS

Mouth-blown opal or smoke glass pendant with black anodised aluminium fittings.

Bank Pendant, Black / Smoke Glass, by Norm Architects  
Bank Pendant, Black / Opal Glass, by Norm Architects



## PRODUCT OPTIONS



Opal  
1860629



Smoke  
1860949

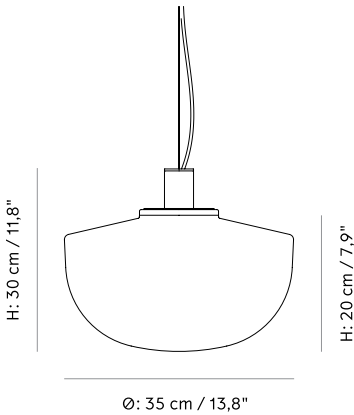
# Bank Pendant

BY NORM ARCHITECTS

SKU	VARIANT
1860629	BANK PENDANT, OPAL GLASS
1860949	BANK PENDANT, SMOKE GLASS

## TECHNICAL SPECIFICATIONS

<b>PRODUCT TYPE</b> Pendant	<b>WEIGHT</b> 4,9 – 5,5 kg / 10,8 - 12,1 lb Weight may vary due to mouth-blown glass.	<b>CORD MATERIAL AND COLOUR</b> Black textile / PVC and stainless steel wire.
<b>ENVIRONMENT</b> Indoor	<b>VOLTAGE</b> 220 V / 110 V	<b>CORD LENGTH</b> 400 cm / 157,5"
<b>DIMENSIONS</b> H: 30 cm / 11,8" Ø: 35 cm / 13,8"	<b>LIGHT SOURCE &amp; ENERGY EFFICIENCY CLASS</b> CE (E27) / US (E26) (Not included) MAX 60 W A++, A+, A, B, C, D	<b>CLASSIFICATION</b> IP20
<b>PRODUCTION PROCESS</b> Both arm and connector are made from aluminium. The shade is made from mouth-blown glass.	<b>LIGHT SPECIFICATION</b> Lumen, Kelvin and Ra value depends on bulb used.	<b>CERTIFICATIONS</b> CE certified, tests can be obtained upon request.
<b>COLOURS</b> Black (RAL 9005) / Opal Black (RAL 9005) / Smoke	<b>DIMMER</b> No. The lamp can be connected to a dimmer system.	<b>PACKAGING TYPE</b> Gift box
<b>MATERIALS</b> Anodized aluminium and glass.	<b>CANOPY</b> Yes, ABS, black Ø: 11,5 cm / 4,5" H: 3,8 cm / 1,5"	<b>PACKAGING MEASUREMENTS (H x W x D)</b> 40,5 cm x 40 cm x 41,5 cm / 15,9" x 15,7" x 15,9"
		<b>MATERIALS &amp; MAINTENANCE</b> Please see page 486 for materials and care and maintenance instructions.



# Franklin Chandelier

BY SØREN ROSE STUDIO

Brass or black powder coated steel chandelier with four angled arms, bare bulb and black textile cord.

Franklin Chandelier, Brass, by Søren Rose Studio



## PRODUCT OPTIONS



Black  
1920539



Brass  
1920839

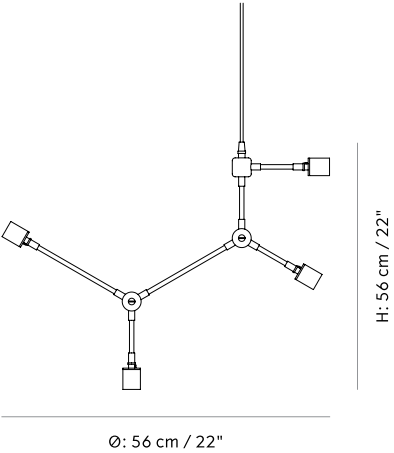
# Franklin Chandelier

BY SØREN ROSE STUDIO

SKU	VARIANT
1920539	FRANKLIN CHANDELIER, BLACK STEEL
1920839	FRANKLIN CHANDELIER, BRASS

## TECHNICAL SPECIFICATIONS

<b>PRODUCT TYPE</b> Chandelier	<b>WEIGHT</b> 1,1 kg / 2,4 lb	<b>CORD MATERIAL AND COLOUR</b> Textile, black.
<b>ENVIRONMENT</b> Indoor	<b>VOLTAGE</b> 220 V / 110 V	<b>CORD LENGTH</b> 500 cm / 196,9"
<b>DIMENSIONS</b> H: 56 cm / 22" Ø: 56 cm / 22"	<b>LIGHT SOURCE &amp; ENERGY EFFICIENCY CLASS</b> CE (E27) / US (E26) (Not included) MAX 60 W A++, A+, A, B, C, D	<b>CLASSIFICATION</b> IP20
<b>PRODUCTION PROCESS</b> The arms and connection parts are made from solid brass or steel rod, the socket is painted ceramic. The brass is thinly lacquered to keep the luster of the brass material.	<b>LIGHT SPECIFICATION</b> Lumen, Kelvin and Ra value depends on which bulb is used.	<b>CERTIFICATIONS</b> CE certified, tests can be obtained upon request.
<b>COLOURS</b> Brass Black (RAL 9005)	<b>DIMMER</b> No. The lamp can be connected to a dimmer system.	<b>PACKAGING TYPE</b> Gift box
<b>MATERIALS</b> Powder coated steel (fine texture, matte finish) or solid brass (matte polished).	<b>CANOPY</b> Yes, powder coated steel, black Ø: 12 cm / 4,7" H: 2,5 cm / 0,9"	<b>PACKAGING MEASUREMENTS (H x W x D)</b> 54,7 cm x 70 cm x 8,2 cm / 21,5" x 27,5" x 3,2"
		<b>MATERIALS &amp; MAINTENANCE</b> Please see page 486 for materials and care and maintenance instructions.





# Harrison Chandelier

BY SØREN ROSE STUDIO

Brass or black powder coated steel chandelier with five angled arms, bare bulbs and black textile cord.

Harrison Chandelier, Brass, by Søren Rose Studio  
Globe Bulb, by Menu



## PRODUCT OPTIONS



Black  
1970539



Brass  
1970839

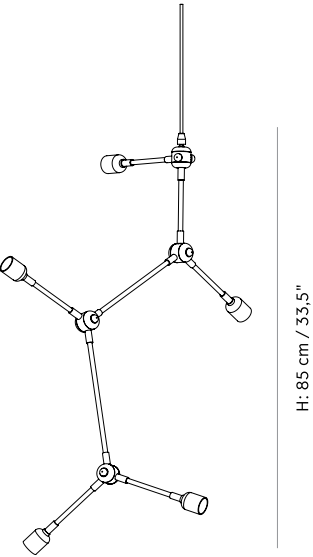
# Harrison Chandelier

BY SØREN ROSE STUDIO

SKU	VARIANT
1970539	HARRISON CHANDELIER, BLACK STEEL
1970839	HARRISON CHANDELIER, BRASS

## TECHNICAL SPECIFICATIONS

<b>PRODUCT TYPE</b> Chandelier	<b>WEIGHT</b> 2 kg / 4,4 lb	<b>CORD MATERIAL AND COLOUR</b> Textile, black.
<b>ENVIRONMENT</b> Indoor	<b>VOLTAGE</b> 220 V / 110 V	<b>CORD LENGTH</b> 500 cm / 196.8"
<b>DIMENSIONS</b> H: 85 cm / 33,5" W / Ø: 50 cm / 19,7"	<b>LIGHT SOURCE &amp; ENERGY EFFICIENCY CLASS</b> CE (E27) / US (E26) (Not included) MAX 60 W A++, A+, A, B, C, D	<b>CLASSIFICATION</b> IP20
<b>PRODUCTION PROCESS</b> The arms and connection parts are made from solid brass or steel rod, the socket is painted ceramic. The brass is thinly lacquered to keep the luster of the brass material.	<b>LIGHT SPECIFICATION</b> Lumen, Kelvin and Ra value depends on which bulb is used.	<b>CERTIFICATIONS</b> CE certified, tests can be obtained upon request.
<b>COLOURS</b> Brass Black (RAL 9005)	<b>DIMMER</b> No. The lamp can be connected to a dimmer system.	<b>PACKAGING TYPE</b> Gift box
<b>MATERIALS</b> Powder coated steel (fine texture, matte finish) or solid brass (matte polished).	<b>CANOPY</b> Yes, powder coated steel, black Ø: 12 cm / 4,7" H: 2,5 cm / 0,9"	<b>PACKAGING MEASUREMENTS (H x W x D)</b> 94 cm x 120,5 cm x 8 cm / 37" x 47,4" x 3,1"
		<b>MATERIALS &amp; MAINTENANCE</b> Please see page 486 for materials and care and maintenance instructions.



H: 85 cm / 33,5"

W / Ø: 50 cm / 19,7"

# Leonard Chandelier

BY SØREN ROSE STUDIO

Brass or powder coated steel chandelier with five angled arms and black textile cord.

Leonard Chandelier, Black, by Søren Rose Studio



## PRODUCT OPTIONS



Black  
1910539



Brass  
1910839

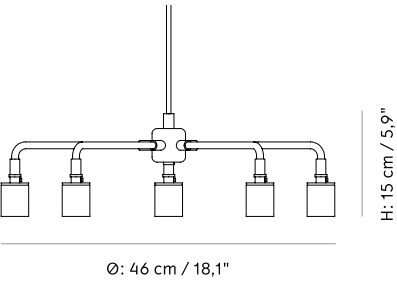
# Leonard Chandelier

BY SØREN ROSE STUDIO

SKU	VARIANT
1910539	LEONARD CHANDELIER, BLACK STEEL
1910839	LEONARD CHANDELIER, BRASS

## TECHNICAL SPECIFICATIONS

<b>PRODUCT TYPE</b> Chandelier	<b>WEIGHT</b> 1 kg / 2,2 lb	<b>CORD MATERIAL AND COLOUR</b> Textile, black.
<b>ENVIRONMENT</b> Indoor	<b>VOLTAGE</b> 220 V / 110 V	<b>CORD LENGTH</b> 500 cm / 196,9"
<b>DIMENSIONS</b> H: 15 cm / 5,9" Ø: 46 cm / 18,1"	<b>LIGHT SOURCE &amp; ENERGY EFFICIENCY CLASS</b> CE (E27) / US (E26) (Not included) MAX 60 W A++, A+, A, B, C, D	<b>CLASSIFICATION</b> IP20
<b>PRODUCTION PROCESS</b> The arms and connection parts are made from solid brass or steel rod, the socket is painted ceramic. The brass is thinly lacquered to keep the luster of the brass material.	<b>LIGHT SPECIFICATION</b> Lumen, Kelvin and Ra value depends on which bulb is used.	<b>CERTIFICATIONS</b> CE certified, tests can be obtained upon request.
<b>COLOURS</b> Brass Black (RAL 9005)	<b>DIMMER</b> No. The lamp can be connected to a dimmer system.	<b>PACKAGING TYPE</b> Gift box
<b>MATERIALS</b> Powder coated steel (fine texture, matte finish) or solid brass (matte polished).	<b>CANOPY</b> Yes, powder coated steel, black Ø: 12 cm / 4,7" H: 2,5 cm / 1"	<b>PACKAGING MEASUREMENTS (H x W x D)</b> 51,5 cm x 51,7 cm x 18,2 cm / 20,3" x 20,4" x 7.2"
		<b>MATERIALS &amp; MAINTENANCE</b> Please see page 486 for materials and care and maintenance instructions.



# Chambers Chandelier ✕76

BY SØREN ROSE STUDIO

Brass or powder coated steel chandelier with five angled arms and black textile cord. Available in two sizes.

Chambers Chandelier, Ø76, Brass, by Søren Rose Studio  
Globe Bulb, by Menu



## PRODUCT OPTIONS



Black  
1991539



Brass  
1991839

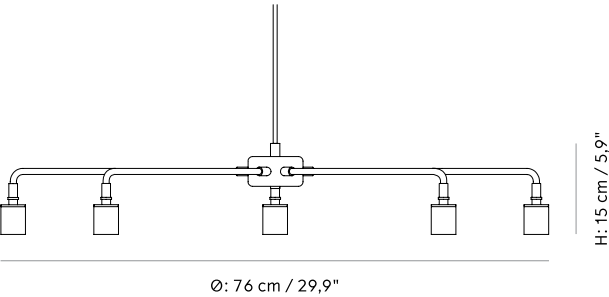
# Chambers Chandelier ✕76

BY SØREN ROSE STUDIO

SKU	VARIANT
1991539	CHAMBERS CHANDELIER, 76, BLACK STEEL
1991839	CHAMBERS CHANDELIER, 76, BRASS

## TECHNICAL SPECIFICATIONS

<b>PRODUCT TYPE</b> Chandelier	<b>WEIGHT</b> 1,45 kg / 3,2 lb	<b>CORD MATERIAL AND COLOUR</b> Textile, black.
<b>ENVIRONMENT</b> Indoor	<b>VOLTAGE</b> 220 V / 110 V	<b>CORD LENGTH</b> 500 cm / 196,9"
<b>DIMENSIONS</b> H: 15 cm / 5,9" Ø: 76 cm / 29,9"	<b>LIGHT SOURCE &amp; ENERGY EFFICIENCY CLASS</b> CE (E27) / US (E26) (Not included) MAX 60 W A++, A+, A, B, C, D	<b>CLASSIFICATION</b> IP20
<b>COLOURS</b> Brass Black (RAL 9005)	<b>LIGHT SPECIFICATION</b> Lumen, Kelvin and Ra value depends on which bulb is used.	<b>CERTIFICATIONS</b> CE certified, tests can be obtained upon request.
<b>PRODUCTION PROCESS</b> The arms and connector are made from bent solid brass or steel rod. The centre fitting is cast in brass and the sockets are painted ceramic. Brass is lightly varnished to maintain the lustre of the material.	<b>DIMMER</b> No. The lamp can be connected to a dimmer system.	<b>PACKAGING TYPE</b> Brown box
<b>MATERIALS</b> Powder coated steel (fine texture, matte) or solid brass (matte polished).	<b>CANOPY</b> Yes, powder coated steel, black Ø: 12 cm / 4,7" H: 2,5 cm / 0,9"	<b>PACKAGING MEASUREMENTS (H x W x D)</b> 85 cm x 81 cm x 21 cm / 33,4" x 31,8" x 8,2"
		<b>MATERIALS &amp; MAINTENANCE</b> Please see page 486 for materials and care and maintenance instructions.



# Chambers Chandelier ✕96

BY SØREN ROSE STUDIO

Brass or powder coated steel chandelier with five angled arms and black textile cord. Available in two sizes.

Chambers Chandelier, Ø96, Brass, by Søren Rose Studio



## PRODUCT OPTIONS



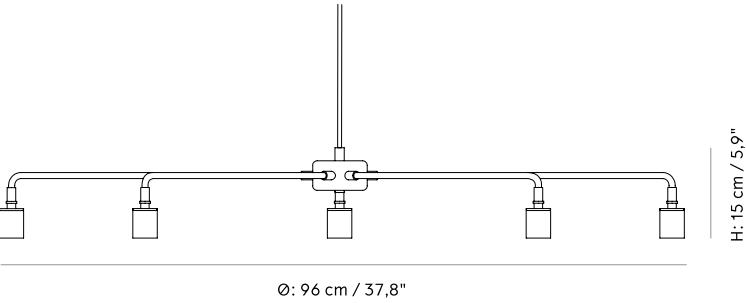
# Chambers Chandelier ✕96

BY SØREN ROSE STUDIO

SKU	VARIANT
1990539	CHAMBERS CHANDELIER, 96, BLACK
1990839	CHAMBERS CHANDELIER, 96, BRASS

## TECHNICAL SPECIFICATIONS

<b>PRODUCT TYPE</b> Chandelier	<b>WEIGHT</b> 1,55 kg / 3,4 lb	<b>CORD MATERIAL AND COLOUR</b> Textile, black.
<b>ENVIRONMENT</b> Indoor	<b>VOLTAGE</b> 220 V / 110 V	<b>CORD LENGTH</b> 500 cm / 196,9"
<b>DIMENSIONS</b> H: 15 cm / 5,9" Ø: 96 cm / 37,8"	<b>LIGHT SOURCE &amp; ENERGY EFFICIENCY CLASS</b> CE (E27) / US (E26) (Not included) MAX 60 W A++, A+, A, B, C, D	<b>CLASSIFICATION</b> IP20
<b>COLOURS</b> Brass Black (RAL 9005)	<b>LIGHT SPECIFICATION</b> Lumen, Kelvin and Ra value depends on which bulb is used.	<b>CERTIFICATIONS</b> CE certified, tests can be obtained upon request.
<b>PRODUCTION PROCESS</b> The arms and connector are made from bent solid brass or steel rods. The centre fitting is made of sand-cast brass and the sockets from painted ceramic. The brass is lightly varnished to maintain its natural lustre.	<b>DIMMER</b> No. The lamp can be connected to a dimmer system.	<b>PACKAGING TYPE</b> Gift box
<b>MATERIALS</b> Powder coated steel (fine texture, matte) or solid brass (matte polished).	<b>CANOPY</b> Yes, powder coated steel, black Ø: 12 cm / 4,7" H: 2,5 cm / 0,9"	<b>PACKAGING MEASUREMENTS (H x W x D)</b> 102,5 cm x 97 cm x 21 cm / 40.3" x 38" x 8,2"
		<b>MATERIALS &amp; MAINTENANCE</b> Please see page 486 for materials and care and maintenance instructions.



# Hubert Pendant ✕24

BY SØREN ROSE STUDIO

Powder coated steel or brass shade suspended from textile cord with an elongated socket. Available in two sizes.

Hubert Pendant, Ø24, Black / Bronzed Brass, by Søren Rose Studio



## PRODUCT OPTIONS



Black / Brass  
1935539



Black / Bronzed Brass  
1935859



Ivory / Bronzed Brass  
1935649

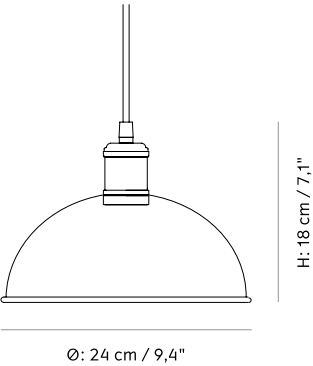
# Hubert Pendant ✕24

BY SØREN ROSE STUDIO

SKU	VARIANT
1935539	HUBERT PENDANT, Ø24, BLACK / BRASS
1935859	HUBERT PENDANT, Ø24, BLACK / BRONZED BRASS
1935649	HUBERT PENDANT, Ø24, IVORY / BRONZED BRASS

## TECHNICAL SPECIFICATIONS

<b>PRODUCT TYPE</b> Pendant	<b>WEIGHT</b> 0,8 kg / 1,8 lb	<b>CORD MATERIAL AND COLOUR</b> Textile, black.
<b>ENVIRONMENT</b> Indoor	<b>VOLTAGE</b> 220 – 240 V / 110 – 130 V	<b>CORD LENGTH</b> 300 cm / 118,1"
<b>DIMENSIONS</b> H: 18 cm / 7,1" Ø: 24 cm / 9,4"	<b>LIGHT SOURCE &amp; ENERGY EFFICIENCY CLASS</b> CE (E27) / US (E26) (Not included) MAX 60 W A++, A+, A, B, C, D	<b>CLASSIFICATION</b> IP20
<b>PRODUCTION PROCESS</b> The shade is made using the deep drawing technique. All sockets are cast in brass.	<b>LIGHT SPECIFICATION</b> Lumen, Kelvin and Ra value depends on which bulb is used.	<b>CERTIFICATIONS</b> CE certified, tests can be obtained upon request.
<b>COLOURS</b> Black (RAL 9005) / Brass Black (RAL 9005) / Bronzed brass Ivory (NCS 1002-Y50R) / Bronzed brass	<b>DIMMER</b> No. The lamp can be connected to a dimmer system.	<b>PACKAGING TYPE</b> Gift box
<b>MATERIALS</b> Powder coated brass or steel, solid brass (Black: textured and matte. Ivory: smooth and glossy).	<b>CANOPY</b> Yes, powder coated steel, black. Ø: 12 cm / 4,7" H: 2,5 cm / 0,9"	<b>PACKAGING MEASUREMENTS (H x W x D)</b> 31,6 cm x 33,9 cm x 28,9 cm / 12,4" x 13,3" x 11,4"
		<b>MATERIALS &amp; MAINTENANCE</b> Please see page 486 for materials and care and maintenance instructions.



# Hubert Pendant ✕45

BY SØREN ROSE STUDIO

Powder coated steel shade suspended from textile cord with an elongated socket. Available in two sizes.



Black / Bronzed Brass  
1936859



Ivory / Bronzed Brass  
1936649

Hubert Pendant, Ø45, Ivory / Bronzed Brass, by Søren Rose Studio



## PRODUCT OPTIONS

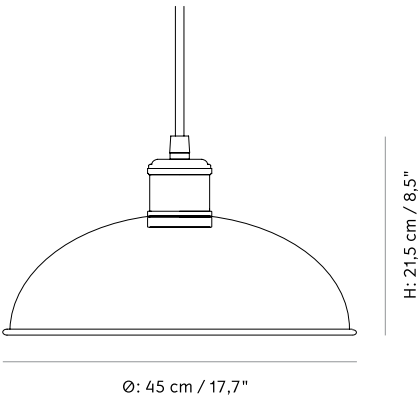
# Hubert Pendant ✕45

BY SØREN ROSE STUDIO

SKU	VARIANT
1936859	HUBERT PENDANT, Ø45, BLACK / BRONZED BRASS
1936649	HUBERT PENDANT, Ø45, IVORY / BRONZED BRASS

## TECHNICAL SPECIFICATIONS

<b>PRODUCT TYPE</b> Pendant	<b>WEIGHT</b> 2,4 kg / 5,3 lb	<b>CORD MATERIAL AND COLOUR</b> Textile, black.
<b>ENVIRONMENT</b> Indoor	<b>VOLTAGE</b> 220 – 240 V / 110 – 130 V	<b>CORD LENGTH</b> 400 cm / 157,5"
<b>DIMENSIONS</b> H: 21,5 cm / 8,5" Ø: 45 cm / 17,7"	<b>LIGHT SOURCE &amp; ENERGY EFFICIENCY CLASS</b> CE (E27) / US (E26) (Not included) MAX 60 W A++, A+, A, B, C, D	<b>CLASSIFICATION</b> IP20
<b>PRODUCTION PROCESS</b> The shade is made using the deep drawing technique. All sockets are cast in brass.	<b>LIGHT SPECIFICATION</b> Lumen, Kelvin and Ra value depends on which bulb is used.	<b>CERTIFICATIONS</b> CE certified, tests can be obtained upon request.
<b>COLOURS</b> Ivory (NCS 1002-Y50R) / Bronzed brass Black (RAL 9005) / Bronzed brass	<b>DIMMER</b> No. The lamp can be connected to a dimmer system.	<b>PACKAGING TYPE</b> Gift box
<b>MATERIALS</b> Powder coated brass or steel, solid brass (Black: textured and matte. Ivory: smooth and glossy).	<b>CANOPY</b> Yes, powder coated steel, black. Ø: 12 cm / 4,7" H: 2,5 cm / 0,9"	<b>PACKAGING MEASUREMENTS (H x W x D)</b> 51,5 cm x 51,5 cm x 20,5 cm / 20,3" x 20,3" x 8,1"
		<b>MATERIALS &amp; MAINTENANCE</b> Please see page 486 for materials and care and maintenance instructions.



# Hubert Suspension Frame

BY SØREN ROSE STUDIO

Powder coated steel shades and suspension frame with textile cord and steel wire

Hubert Suspension Frame, Ivory / Bronzed Brass, by Søren Rose Studio



## PRODUCT OPTIONS



Black / Bronzed Brass  
1937859



Ivory / Bronzed Brass  
1937649

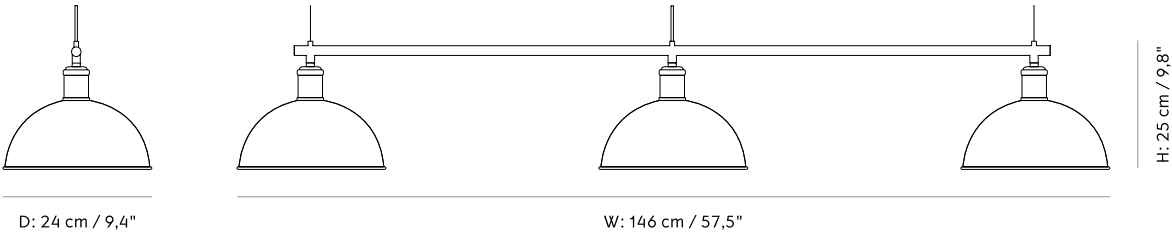
# Hubert Suspension Frame

BY SØREN ROSE STUDIO

SKU	VARIANT
1937859	HUBERT SUSPENSION FRAME, BLACK / BRONZED BRASS
1937649	HUBERT SUSPENSION FRAME, IVORY / BRONZED BRASS

## TECHNICAL SPECIFICATIONS

<b>PRODUCT TYPE</b> Suspension frame	<b>WEIGHT</b> 3,6 kg / 8,0 lb	<b>CORD MATERIAL AND COLOUR</b> Textile, black.
<b>ENVIRONMENT</b> Indoor	<b>VOLTAGE</b> 220 – 240 V / 110 – 130 V	<b>CORD LENGTH</b> 400 cm / 157,5"
<b>DIMENSIONS</b> H: 25 cm / 9,8" D: 24 cm / 9,4" W: 146 cm / 57,5"	<b>LIGHT SOURCE &amp; ENERGY EFFICIENCY CLASS</b> CE (E27) / US (E26) (Not included) MAX 60 W A++, A+, A, B, C, D	<b>CLASSIFICATION</b> IP20
<b>PRODUCTION PROCESS</b> The shade is made using the deep drawing technique. The suspension bar is made from welded steel and all sockets are cast in brass.	<b>LIGHT SPECIFICATION</b> Lumen, Kelvin and Ra value depends on which bulb is used.	<b>CERTIFICATIONS</b> CE certified, tests can be obtained upon request.
<b>COLOURS</b> Ivory (NCS 1002-Y50R) / Bronzed brass Black (RAL 9005) / Bronzed brass	<b>DIMMER</b> No. The lamp can be connected to a dimmer system.	<b>PACKAGING TYPE</b> Gift box
<b>MATERIALS</b> Powder coated brass or steel, solid brass (Black: textured and matte. Ivory: smooth and glossy).	<b>CANOPY</b> Yes, powder coated steel, black. Ø: 12 cm / 4,7" H: 2,5 cm / 0,9"	<b>PACKAGING MEASUREMENTS (H x W x D)</b> 18,5 cm x 153 cm x 41 cm / 7,3" x 60,2" x 16,1"
		<b>MATERIALS &amp; MAINTENANCE</b> Please see page 486 for materials and care and maintenance instructions.





# Walker Ceiling/Wall Lamp

BY SØREN ROSE STUDIO

Powder coated brass or opal glass shade with brass base.

Walker Ceiling / Wall Lamp, Opal / Bronzed Brass, by Søren Rose Studio



## PRODUCT OPTIONS



Opal  
1944629



Black / Brass  
1945539

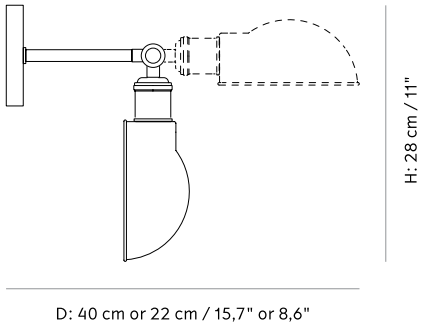
# Walker Ceiling/Wall Lamp

BY SØREN ROSE STUDIO

SKU	VARIANT
1944629	WALKER CEILING / WALL LAMP, OPAL
1945539	WALKER CEILING / WALL LAMP, BLACK / BRASS

## TECHNICAL SPECIFICATIONS

<b>PRODUCT TYPE</b> Ceiling / Wall lamp	<b>MATERIALS</b> Powder coated steel and solid brass (fine texture, matte) glass, textile, PVC.	<b>CANOPY</b> Yes (as base), in solid brass. Ø: 12 cm / 4,7" H: 2 cm / 0,7"
<b>ENVIRONMENT</b> Indoor	<b>WEIGHT</b> Black: 1 kg / 2,2 lb Opal: 1,35 kg / 2,9 lb	<b>CORD MATERIAL AND COLOUR</b> Textile, black, black plug.
<b>DIMENSIONS</b> H: 28 cm / 11" W: 16 cm / 6,3" D: 40 cm or 22 cm / 15,7" or 8,6"	<b>VOLTAGE</b> 220 V / 110 – 130 V	<b>CORD LENGTH</b> 200 cm / 78,8" The cord can be shortened and rewired.
<b>PRODUCTION PROCESS</b>  <b>Black/brass version:</b> The arm is made from solid brass rods with sand-cast brass fittings. The base is made of drawn brass. The shade is made from spun solid brass with a powder coated surface. The brass is varnished to maintain its natural lustre.  <b>Opal version:</b> The arm is made of bronze-plated solid brass rods with sand-cast brass fittings. The base is made from drawn brass. The shade is made from mouth-blown opal glass.	<b>LIGHT SOURCE &amp; ENERGY EFFICIENCY CLASS</b> CE (E27) / US (E26) (Not included) MAX 60 W A++, A+, A, B, C, D	<b>CLASSIFICATION</b> IP20
<b>COLOURS</b> Black (RAL 9005) / Polished brass Opal / Bronzed brass	<b>LIGHT SPECIFICATION</b> Lumen, Kelvin and Ra value depends on which bulb is used.	<b>CERTIFICATIONS</b> CE certified, tests can be obtained upon request.
	<b>DIMMER</b> Yes, on cord.	<b>PACKAGING TYPE</b> Gift box
		<b>PACKAGING MEASUREMENTS (H x W x D)</b> 34,1 cm x 27,8 cm x 22,4 cm / 13,4" x 10,9" x 8,8"
		<b>MATERIALS &amp; MAINTENANCE</b> Please see page 486 for materials and care and maintenance instructions.





# Hudson Ceiling/Wall Lamp

BY SØREN ROSE STUDIO

Adjustable powder coated brass or bronzed brass lamp with textile cord.

Hudson Ceiling / Wall Lamp, Black / Bronzed Brass, by Søren Rose Studio



## PRODUCT OPTIONS



Black / Brass  
1946539



Black / Bronzed Brass  
1946859

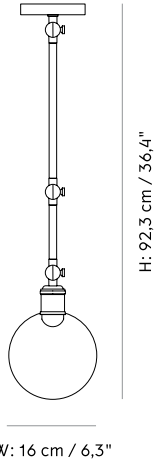
# Hudson Ceiling/Wall Lamp

BY SØREN ROSE STUDIO

SKU	VARIANT
1946539	HUDSON CEILING / WALL LAMP, BLACK / BRASS
1946859	HUDSON CEILING / WALL LAMP, BLACK /BRONZED BRASS

## TECHNICAL SPECIFICATIONS

<b>PRODUCT TYPE</b> Ceiling / Wall lamp	<b>WEIGHT</b> 1,3 kg / 3,0 lb	<b>CORD MATERIAL AND COLOUR</b> PVC, black.
<b>ENVIRONMENT</b> Indoor	<b>VOLTAGE</b> 220 V / 110 V	<b>CORD LENGTH</b> 20 cm / 7,9" Hard-wired
<b>DIMENSIONS</b> H: 92,3 cm / 36,4" W: 16 cm / 6,3"	<b>LIGHT SOURCE &amp; ENERGY EFFICIENCY CLASS</b> CE (E27) / US (E26) (Not included) MAX 60 W A++, A+, A, B, C, D	<b>CLASSIFICATION</b> IP20
<b>PRODUCTION PROCESS</b> The arm is made from solid brass rods and sand-cast brass fittings. The base is made of drawn brass. The shade is made from spun, solid brass with a powder coated surface. The brass is lightly varnished to maintain its natural lustre.	<b>LIGHT SPECIFICATION</b> Lumen, Kelvin and Ra value depends on which bulb is used.	<b>CERTIFICATIONS</b> CE certified, tests can be obtained upon request.
<b>COLOURS</b> Black (RAL 9005) / Bronzed brass Black (RAL 9005) / Brass	<b>DIMMER</b> No. The lamp can be connected to a dimmer system.	<b>PACKAGING TYPE</b> Gift box
<b>MATERIALS</b> Powder coated steel and solid brass (fine texture, matte).	<b>CANOPY</b> Yes (as base), in solid brass. Ø: 12 cm / 4,7" H: 2 cm / 0,7"	<b>PACKAGING MEASUREMENTS (H x W x D)</b> 18,4 cm x 97,8 cm x 21,8 cm / 7,2" x 38,5" x 8,6"
		<b>MATERIALS &amp; MAINTENANCE</b> Please see page 486 for materials and care and maintenance instructions.



# Warren Wall Lamp

BY SØREN ROSE STUDIO

Black powder coated steel or brass angled lamp with textile cord.

Warren Wall Lamp, Black, by Søren Rose Studio  
Globe Bulb, by Menu



## PRODUCT OPTIONS



Black  
1950539



Brass  
1950839

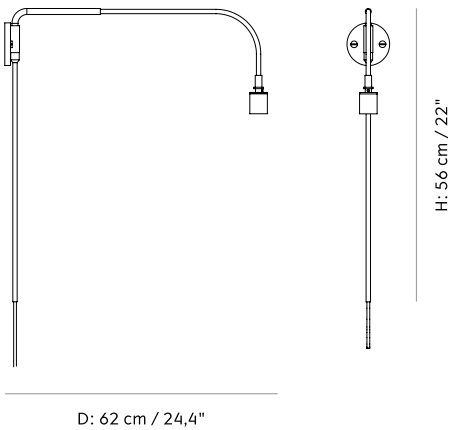
# Warren Wall Lamp

BY SØREN ROSE STUDIO

SKU	VARIANT
1950539	WARREN WALL LAMP, BLACK
1950839	WARREN WALL LAMP, BRASS

## TECHNICAL SPECIFICATIONS

<b>PRODUCT TYPE</b> Wall lamp	<b>WEIGHT</b> 0,7 kg / 1,54 lb	<b>CORD MATERIAL AND COLOUR</b> Textile, black, black plug.
<b>ENVIRONMENT</b> Indoor	<b>VOLTAGE</b> 220 V / 110 – 130 V	<b>CORD LENGTH</b> 200 cm / 78,8"
<b>DIMENSIONS</b> H: 56 cm / 22" D: 62 cm / 24,4"	<b>LIGHT SOURCE &amp; ENERGY EFFICIENCY CLASS</b> CE (E27) / US (E26) (Not included) MAX 60 W A++, A+, A, B, C, D	<b>CLASSIFICATION</b> IP20
<b>PRODUCTION PROCESS</b> The arm is made from solid brass rods and sand-cast brass fittings. The base is made of drawn brass. The shade is made from spun, solid brass with a powder coated surface. The brass is lightly varnished to maintain its natural lustre.	<b>LIGHT SPECIFICATION</b> Lumen, Kelvin and Ra value depends on which bulb is used.	<b>CERTIFICATIONS</b> CE certified, tests can be obtained upon request.
<b>COLOURS</b> Brass Black (RAL 9005)	<b>DIMMER</b> Yes, on cord	<b>PACKAGING TYPE</b> Gift box
<b>MATERIALS</b> Powder coated steel and solid brass (fine texture, matte).	<b>CANOPY</b> Yes (as base), in solid brass or steel. Ø: 9 cm / 3,5" H: 1,2 cm / 0,5"	<b>PACKAGING MEASUREMENTS (H x W x D)</b> 31,7 cm x 62,6 cm x 14 cm / 12,5" x 24,6" x 5,5"
		<b>MATERIALS &amp; MAINTENANCE</b> Please see page 486 for materials and care and maintenance instructions.



# Staple Wall Lamp

BY SØREN ROSE STUDIO

Black powder coated steel or brass wall-mounted lamp with decorative screws and textile cord with dimmer switch.

Staple Wall Lamp, Black, by Søren Rose Studio  
Clear Bulb, Ø12,5, by Menu  
Plinth Tall, Calacatta Viola Marble, by Norm Architects



## PRODUCT OPTIONS


Black 1960539

Brass 1960839

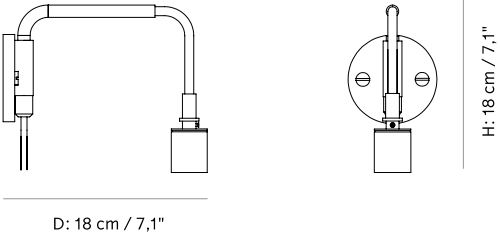
# Staple Wall Lamp

BY SØREN ROSE STUDIO

SKU	VARIANT
1960539	STAPLE WALL LAMP, BLACK
1960839	STAPLE WALL LAMP, BRASS

## TECHNICAL SPECIFICATIONS

<b>PRODUCT TYPE</b> Wall lamp	<b>WEIGHT</b> 0,5 kg / 1,1 lb	<b>CORD MATERIAL AND COLOUR</b> Textile, black, black plug.
<b>ENVIRONMENT</b> Indoor	<b>VOLTAGE</b> 220 V / 110 V	<b>CORD LENGTH</b> 200 cm / 78,7" The cord can be cut and hard wired.
<b>DIMENSIONS</b> H: 18 cm / 7,1" D: 18 cm / 7,1PP	<b>LIGHT SOURCE &amp; ENERGY EFFICIENCY CLASS</b> CE (E27) / US (E26) (Not included) MAX 60 W A++, A+, A, B, C, D	<b>CLASSIFICATION</b> IP20
<b>PRODUCTION PROCESS</b> The arm is made from solid brass rods and sand-cast brass fittings. The base is made of drawn brass. The shade is made from spun, solid brass with a powder coated surface. The brass is lightly varnished to maintain its natural lustre.	<b>LIGHT SPECIFICATION</b> Lumen, Kelvin and Ra value depends on which bulb is used.	<b>CERTIFICATIONS</b> CE certified, tests can be obtained upon request.
<b>COLOURS</b> Brass Black (RAL 9005)	<b>DIMMER</b> Yes, on cord	<b>PACKAGING TYPE</b> Gift box
<b>MATERIALS</b> Powder coated steel and solid brass (fine texture, matte).	<b>CANOPY</b> Yes (as base), in solid brass or steel. Ø: 9 cm / 3,5" H: 1,2 cm / 0,5"	<b>PACKAGING MEASUREMENTS (H x W x D)</b> 10 cm x 27,5 cm x 25 cm / 3,9" x 10,8" x 9,8"
		<b>MATERIALS &amp; MAINTENANCE</b> Please see page 486 for materials and care and maintenance instructions.



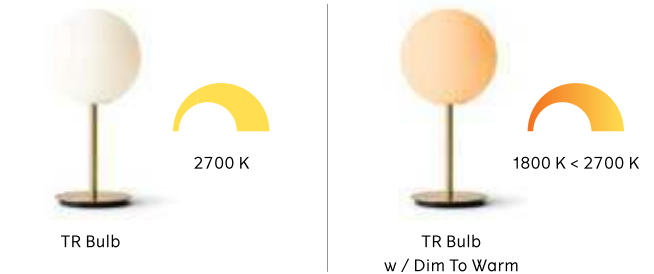
# TR Bulb

BY TIM RUNDLE

Portable, opal glass LED bulb with a shiny or matte finish and dimmable as standard or with dim to warm function.

## DIM TO WARM

The effect known as dim to warm lowers the colour temperature of an LEB bulb when dimmed. The lower the brightness, the warmer (more orange) the colour to create a more natural ambience reminiscent of the sky at sunset. Dimming does not alter the colour temperature, but rather simply lowers the light level. TR Bulb is offered in both versions.



## PRODUCT OPTIONS



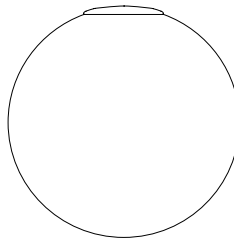
TR Bulb, Matte Opal, by Tim Rundle

# TR Bulb

BY TIM RUNDLE

SKU	VARIANT
1470639	TR BULB, MATTE OPAL
1470629	TR BULB, SHINY OPAL
1480639	TR BULB, W / DIM TO WARM, MATTE OPAL
1480629	TR BULB, W / DIM TO WARM, SHINY OPAL

## TECHNICAL SPECIFICATIONS

<b>PRODUCT TYPE</b> Bulb	<b>WEIGHT</b> 0,694 kg / 1,5 lb Weight can vary	<b>CORD MATERIAL AND COLOUR</b> N / A
<b>ENVIRONMENT</b> Indoor	<b>VOLTAGE</b> 220 - 240 V / 110 V	<b>CORD LENGHT</b> N / A
<b>DIMENSIONS</b> Ø: 20 cm / 7,9"	<b>LIGHT SPECIFICATIONS</b>  <b>TR Bulb (CE) standard</b> Watt: 7,2 W Lumen output: 70 lm / W Colour temperature: 2700 K CRI: > 80  <b>TR Bulb (CE) dim to warm (DtW)</b> Watt: 6 W Lumen output: 70 lm / W Colour temperature: 1800 - 2700 K CRI: > 80 - 90  <b>TR Bulb (US) standard</b> Watt: 6 W Lumen output: 70 lm / W Colour temperature: 2700 K CRI: > 80  <b>TR Bulb (US) dim to darm (DtW)</b> Watt: 6 W Lumen output: 70 lm / W Colour temperature: 1800 - 2700 K CRI: > 80 - 90	<b>CLASSIFICATION</b> IP20  <b>CERTIFICATIONS</b> CE and ETL certified, tests can be obtained upon request.  <b>PACKAGING TYPE</b> Gift box  <b>PACKAGING MEASUREMENTS (H x W x D)</b> 26 cm x 25,5 cm x 25,5 cm / 10,2" x 10" x 10"
<b>COLOURS</b> Matte opal Shiny opal		<b>MATERIALS &amp; MAINTENANCE</b> Please see page 486 for materials and care and maintenance instructions.
<b>PRODUCTION PROCESS</b> The globe shade is made from mouth-blown opal glass and the core is designed in aluminium to draw heat away from the LED light source.		
<b>MATERIALS</b> Opal glass, LED COB		
<b>LIGHT SOURCE &amp; ENERGY EFFICIENCY CLASS</b>  <b>TR bulb (CE)</b> Standard: E27, 7,2 W, A+ Dim to warm: E27, 6 W, A+  <b>TR bulb (US)</b> Standard: E26, 6 W, A+ Dim to warm: E26, 6 W, A+		
Both bulbs are dimmable (trailing edge)		
	Ø: 20 cm / 7,9"	


# TR Bulb Suspension Frame

BY TIM RUNDLE


Suspension lamp in black powder coated steel or brushed brass. Opal glass bulb with a shiny or matte finish.




## PRODUCT OPTIONS



Black, Matte Opal Bulb  
1495639



Black, Shiny Opal Bulb  
1495629



Brushed Brass, Matte Opal Bulb  
1465639



Brushed Brass, Shiny Opal Bulb  
1465629

TR Bulb Suspension Frame, Brushed Brass / Matte Opal Bulb, by Tim Rundle

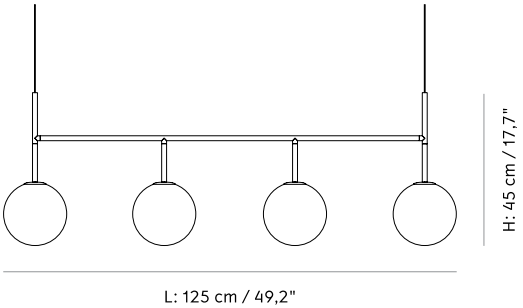
# TR Bulb Suspension Frame

BY TIM RUNDLE

SKU	VARIANT
1495639	TR BULB, SUSPENSION FRAME, BLACK W / MATTE OPAL BULB
1495629	TR BULB, SUSPENSION FRAME, BLACK W / SHINY OPAL BULB
1465639	TR BULB, SUSPENSION FRAME, BRUSHED BRASS W / MATTE OPAL BULB
1465629	TR BULB, SUSPENSION FRAME, BRUSHED BRASS W / SHINY OPAL BULB

## TECHNICAL SPECIFICATIONS

<b>PRODUCT TYPE</b> Suspension frame	<b>VOLTAGE</b> 220 - 240 V / 110 V	<b>CANOPY</b> Yes, ABS, black Ø: 11,5 cm / 4,5" H: 3,8 cm / 1,5"
<b>ENVIRONMENT</b> Indoor	<b>LIGHT SOURCE &amp; ENERGY EFFICIENCY CLASS</b> CE: Standard: E27, 7,2 W, A+ US: Standard: E26, 6 W, A+ Both bulbs are dimmable (trailing edge)	<b>CORD MATERIAL AND COLOUR</b> Textile, black.
<b>DIMENSIONS</b> H: 45 cm / 17,7" W: 20 cm / 7,9" L: 125 cm / 49,2"	<b>LIGHT SPECIFICATIONS</b>  <b>TR Bulb (CE)</b> Standard Watt: 7,2 W Lumen output: 70 lm / W Colour temperature: 2700 K CRI: > 80  <b>TR Bulb (US)</b> Standard Watt: 6 W Lumen output: 70 lm / W Colour temperature: 2700 K CRI: > 80	<b>CORD LENGTH</b> 300 cm / 118,1"  <b>CLASSIFICATION</b> IP20  <b>CERTIFICATIONS</b> CE and ETL certified, tests can be obtained upon request.
<b>COLOURS</b> Black (RAL 9005) Brushed brass	<b>DIMMER</b> No. The lamp can be connected to a dimmer system.	<b>PACKAGING TYPE</b> Gift box
<b>PRODUCTION PROCESS</b> The globe shade is made from mouth-blown opal glass and the core is designed with aluminium to draw heat away from the LED light source, allowing the bulb to run at the optimum temperature. Accessory fittings are made of brushed brass or painted steel.	<b>PACKAGING MEASUREMENTS (H x W x D)</b> 26,5 cm x 136,5 cm x 43,8 cm / 10,4" x 53,7" x 17,2"	<b>MATERIALS &amp; MAINTENANCE</b> Please see page 486 for materials and care and maintenance instructions.
<b>MATERIALS</b> Powder coated steel or brushed brass with lacquer, opal glass (matte or shiny), LED COB.		
<b>WEIGHT</b> 4,4 kg / 9,7 lb		






TR Bulb Suspension Frame w/Dim to Warm

BY TIM RUNDLE

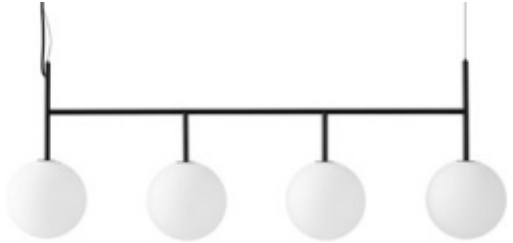
Suspension lamp in black powder coated steel or brushed brass. Opal glass bulb with a shiny or matte finish and dim to warm function.

DIM TO WARM


The effect known as dim to warm lowers the colour temperature of an LEB bulb when dimmed. The lower the brightness, the warmer (more orange) the colour to create a more natural ambience reminiscent of the sky at sunset. Dimming does not alter the colour temperature, but rather simply lowers the light level. TR Bulb is offered in both versions.




PRODUCT OPTIONS




Black w / DtW, Matte Opal Bulb  
1495689



Black w / DtW, Shiny Opal Bulb  
1495679



Brushed Brass w / DtW, Matte Opal Bulb  
1465689



Brushed Brass w / DtW, Shiny Opal Bulb  
1465679

TR Bulb Suspension Frame w / Dim to Warm, Brushed Brass / Matte Opal Bulb,  
by Tim Rundle

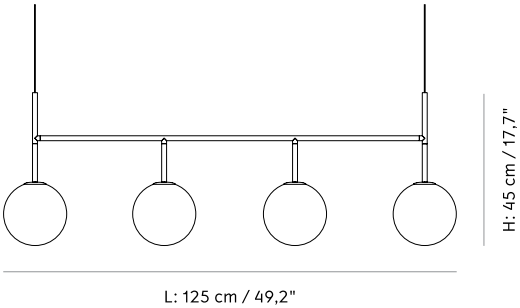
TR Bulb Suspension Frame w/Dim to Warm

BY TIM RUNDLE

SKU	VARIANT
1495689	TR BULB, SUSPENSION FRAME, BLACK W / DTW, MATTE OPAL BULB
1495679	TR BULB, SUSPENSION FRAME, BLACK W / DTW, SHINY OPAL BULB
1465689	TR BULB, SUSPENSION FRAME, BRUSHED BRASS W / DTW, MATTE OPAL BULB
1465679	TR BULB, SUSPENSION FRAME, BRUSHED BRASS W / DTW, SHINY OPAL BULB

TECHNICAL SPECIFICATIONS

<b>PRODUCT TYPE</b> Suspension frame	<b>VOLTAGE</b> 220 - 240 V / 110 V	<b>CANOPY</b> Yes, ABS, black Ø: 11,5 cm / 4,5" H: 3,8 cm / 1,5"
<b>ENVIRONMENT</b> Indoor	<b>LIGHT SOURCE &amp; ENERGY EFFICIENCY CLASS</b> CE: Dim to warm: E27, 6 W, A+ US: Dim to warm: E26, 6 W, A+ Both bulbs are dimmable (trailing edge)	<b>CORD MATERIAL AND COLOUR</b> Textile, black.
<b>DIMENSIONS</b> H: 45 cm / 17,7" W: 20 cm / 7,9" L: 125 cm / 49,2"	<b>LIGHT SPECIFICATIONS</b>  <b>TR Bulb (CE)</b> Dim to warm (DtW) Watt: 6 W Lumen output: 70 lm / W Colour temperature: 1800 - 2700 K CRI: > 80 - 90  <b>TR Bulb (US)</b> Dim to warm (DtW) Watt: 6 W Lumen output: 70 lm / W Colour temperature: 1800 - 2700 K CRI: > 80 - 90	<b>CORD LENGTH</b> 300 cm / 118,1"  <b>CLASSIFICATION</b> IP20  <b>CERTIFICATIONS</b> CE and ETL certified, tests can be obtained upon request.
<b>COLOURS</b> Black (RAL 9005) Brushed brass	<b>DIMMER</b> No. The lamp can be connected to a dimmer system.	<b>PACKAGING TYPE</b> Gift box
<b>PRODUCTION PROCESS</b> The globe shade is made from mouth-blown opal glass and the core is designed with aluminium to draw heat away from the LED light source, allowing the bulb to run at the optimum temperature. Accessory fittings are made of brushed brass or painted steel.		<b>PACKAGING MEASUREMENTS (H x W x D)</b> 26,5 cm x 136,5 cm x 43,8 cm / 10,4" x 53,7" x 17,2"
<b>MATERIALS</b> Powder coated steel or brushed brass with lacquer, opal glass (matte or shiny), LED COB.		<b>MATERIALS &amp; MAINTENANCE</b> Please see page 486 for materials and care and maintenance instructions.
<b>WEIGHT</b> 4,4 kg / 9,7 lb		



# TR Bulb Pendant

BY TIM RUNDLE

Black powder coated steel or brushed brass pendant with textile cord.



## PRODUCT OPTIONS



Black, Matte Opal Bulb  
1493639



Black, Shiny Opal Bulb  
1493629



Brushed Brass, Matte Opal Bulb  
1493939



Brushed Brass, Shiny Opal Bulb  
1493929

TR Bulb Pendant, Brushed Brass / Shiny Opal Bulb, by Tim Rundle

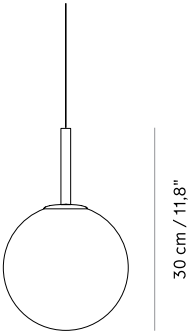
# TR Bulb Pendant

BY TIM RUNDLE

SKU	VARIANT
1493639	TR BULB, PENDANT, BLACK W / MATTE OPAL BULB
1493629	TR BULB, PENDANT, BLACK W / SHINY OPAL BULB
1493939	TR BULB, PENDANT, BRUSHED BRASS W / MATTE OPAL BULB
1493929	TR BULB, PENDANT, BRUSHED BRASS W / SHINY OPAL BULB

## TECHNICAL SPECIFICATIONS

<b>PRODUCT TYPE</b> Pendant	<b>VOLTAGE</b> 220 - 240 V / 110 V	<b>CANOPY</b> Yes, ABS, black Ø: 11,5 cm / 4,5" H: 3,8 cm / 1,5"
<b>ENVIRONMENT</b> Indoor	<b>LIGHT SOURCE &amp; ENERGY EFFICIENCY CLASS</b> CE: Standard: E27, 7,2 W, A+ US: Standard: E26, 6 W, A+ Both bulbs are dimmable (trailing edge)	<b>CORD MATERIAL AND COLOUR</b> Textile, black.
<b>DIMENSIONS</b> H: 30 cm / 11,8" Ø: 20 cm / 7,9"	<b>LIGHT SPECIFICATIONS</b>  <b>TR Bulb (CE)</b> Standard Watt: 7,2 W Lumen output: 70 lm / W Colour temperature: 2700 K CRI: > 80  <b>TR Bulb (US)</b> Standard Watt: 6 W Lumen output: 70 lm / W Colour temperature: 2700 K CRI: > 80	<b>CORD LENGTH</b> 300 cm / 118,1"  <b>CLASSIFICATION</b> IP20  <b>CERTIFICATIONS</b> CE and ETL certified, tests can be obtained upon request.
<b>COLOURS</b> Black (RAL 9005) Brushed brass	<b>DIMMER</b> No. The lamp can be connected to a dimmer system.	<b>PACKAGING TYPE</b> Gift box
<b>PRODUCTION PROCESS</b> The globe shade is made from mouth-blown opal glass and the core is designed with aluminium to draw heat away from the LED light source, allowing the bulb to run at the optimum temperature. Accessory fittings are made of brushed brass or painted steel.		<b>PACKAGING MEASUREMENTS (H x W x D)</b> 26 cm x 36 cm x 25,5 cm / 10,2" x 14,2" x 10"
<b>MATERIALS</b> Powder coated steel or brushed brass with lacquer, opal glass (matte or shiny), LED COB.		<b>MATERIALS &amp; MAINTENANCE</b> Please see page 486 for materials and care and maintenance instructions.
<b>WEIGHT</b> 1,1 kg / 2,4 lb		



Ø: 20 cm / 7,9"

30 cm / 11,8"


TR Bulb Pendant w/Dim to Warm

BY TIM RUNDLE

Black powder coated steel or brushed brass pendant with textile cord. Opal glass bulb with a shiny or matte finish and dim to warm function.

DIM TO WARM

The effect known as dim to warm lowers the colour temperature of an LEB bulb when dimmed. The lower the brightness, the warmer (more orange) the colour to create a more natural ambience reminiscent of the sky at sunset. Dimming does not alter the colour temperature, but rather simply lowers the light level. TR Bulb is offered in both versions.



PRODUCT OPTIONS



TR Bulb, Matte Opal, by Tim Rundle

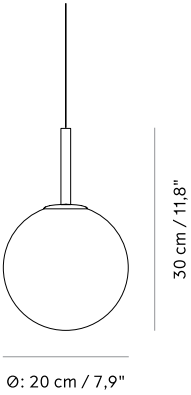
TR Bulb Pendant w/Dim to Warm

BY TIM RUNDLE

SKU	VARIANT
1493689	TR BULB, PENDANT, BLACK W / DTW, MATTE OPAL BULB
1493679	TR BULB, PENDANT, BLACK W / DTW, SHINY OPAL BULB
1463689	TR BULB, PENDANT, BRUSHED BRASS W / DTW, MATTE OPAL BULB
1463679	TR BULB, PENDANT, BRUSHED BRASS W / DTW, SHINY OPAL BULB

TECHNICAL SPECIFICATIONS

<b>PRODUCT TYPE</b> Pendant	<b>VOLTAGE</b> 220 - 240 V / 110 V	<b>CANOPY</b> Yes, ABS, black Ø: 11,5 cm / 4,5" H: 3,8 cm / 1,5"
<b>ENVIRONMENT</b> Indoor	<b>LIGHT SOURCE &amp; ENERGY EFFICIENCY CLASS</b> CE: Dim to warm: E27, 6 W, A+ US: Dim to warm: E26, 6 W, A+ Both bulbs are dimmable (trailing edge)	<b>CORD MATERIAL AND COLOUR</b> Textile, black.
<b>DIMENSIONS</b> H: 30 cm / 11,8" Ø: 20 cm / 7,9"	<b>LIGHT SPECIFICATIONS</b>  <b>TR Bulb (CE)</b> Dim to warm (DtW) Watt: 6 W Lumen output: 70 lm / W Colour temperature: 1800 - 2700 K CRI: > 80 - 90  <b>TR Bulb (US)</b> Dim to warm (DtW) Watt: 6 W Lumen output: 70 lm / W Colour temperature: 1800 - 2700 K CRI: > 80 - 90	<b>CORD LENGTH</b> 300 cm / 118,1"  <b>CLASSIFICATION</b> IP20  <b>CERTIFICATIONS</b> CE and ETL certified, tests can be obtained upon request.
<b>COLOURS</b> Black (RAL 9005) Brushed brass	<b>DIMMER</b> No. The lamp can be connected to a dimmer system.	<b>PACKAGING TYPE</b> Gift box
<b>PRODUCTION PROCESS</b> The globe shade is made from mouth-blown opal glass and the core is designed with aluminium to draw heat away from the LED light source, allowing the bulb to run at the optimum temperature. Accessory fittings are made of brushed brass or painted steel.	<b>PACKAGING MEASUREMENTS (H x W x D)</b> 26 cm x 36 cm x 25,5 cm / 10,2" x 14,2" x 10"	<b>MATERIALS &amp; MAINTENANCE</b> Please see page 486 for materials and care and maintenance instructions.
<b>MATERIALS</b> Powder coated steel or brushed brass with lacquer, opal glass (matte or shiny), LED COB.		
<b>WEIGHT</b> 1,1 kg / 2,4 lb		





TR Bulb Table Lamp

BY TIM RUNDLE

Black powder coated steel lamp with circular grey marble base or brushed brass. Opal glass bulb with a shiny or matte finish. Textile cord with dimmer switch.



PRODUCT OPTIONS



Grey Marble, Matte Opal Bulb  
1491639



Grey Marble, Shiny Opal Bulb  
1491629



Brushed Brass, Matte Opal Bulb  
1461639



Brushed Brass, Shiny Opal Bulb  
1461629

TR Bulb Table Lamp, Brushed Brass / Shiny Opal Bulb, by Tim Rundle

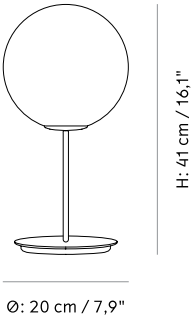
TR Bulb Table Lamp

BY TIM RUNDLE

SKU	VARIANT
1491639	TR BULB, TABLE LAMP, GREY MARBLE W / MATTE OPAL BULB
1491629	TR BULB, TABLE LAMP, GREY MARBLE W / SHINY OPAL BULB
1461639	TR BULB, TABLE LAMP, BRUSHED BRASS W / MATTE OPAL BULB
1461629	TR BULB, TABLE LAMP, BRUSHED BRASS W / SHINY OPAL BULB

TECHNICAL SPECIFICATIONS

<b>PRODUCT TYPE</b> Table lamp	<b>VOLTAGE</b> 220 - 240 V / 110 V	<b>CANOPY</b> No
<b>ENVIRONMENT</b> Indoor	<b>LIGHT SOURCE &amp; ENERGY EFFICIENCY CLASS</b> CE: Standard: E27, 7,2 W, A+ US: Standard: E26, 6 W, A+ Both bulbs are dimmable (trailing edge)	<b>CORD MATERIAL AND COLOUR</b> Textile, black.
<b>DIMENSIONS</b> H: 41 cm / 16,1" Ø: 18 or 20 cm / 7,1" or 7,9"	<b>LIGHT SPECIFICATION</b>  <b>TR Bulb (CE)</b> Standard Watt: 7,2 W Lumen output: 70 lm / W Colour temperature: 2700 K CRI: > 80  <b>TR Bulb (US)</b> Standard Watt: 6 W Lumen output: 70 lm / W Colour temperature: 2700 K CRI: > 80	<b>CORD LENGTH</b> 200 cm / 78,7"  <b>CLASSIFICATION</b> IP20  <b>CERTIFICATIONS</b> CE and ETL certified, tests can be obtained upon request.
<b>COLOURS</b> Grey marble Brushed brass		<b>PACKAGING TYPE</b> Gift box
<b>PRODUCTION PROCESS</b> The globe shade is made from mouth-blown opal glass and the core is designed with aluminium to draw heat away from the LED light source, allowing the bulb to run at the optimum temperature. Accessory fittings are made from cut and polished marble, brushed brass or painted steel.		<b>PACKAGING MEASUREMENTS (H x W x D)</b> 26,5 cm x 36 cm x 32,5 cm / 10,4" x 14,2" x 12,8"
<b>MATERIALS</b> Powder coated steel or brushed brass with lacquer, opal glass (matte or shiny), LED COB.	<b>DIMMER</b> Yes, on cord.	<b>MATERIALS &amp; MAINTENANCE</b> Please see page 486 for materials and care and maintenance instructions.
<b>WEIGHT</b> 1,7 kg / 3,7 lb		




TR Bulb Table Lamp w/Dim to Warm

BY TIM RUNDLE

Black powder coated steel lamp with circular grey marble base or brushed brass. Opal glass bulb with a shiny or matte finish and dim to warm function. Textile cord with dimmer switch.

DIM TO WARM

The effect known as dim to warm lowers the colour temperature of an LEB bulb when dimmed. The lower the brightness, the warmer (more orange) the colour to create a more natural ambience reminiscent of the sky at sunset. Dimming does not alter the colour temperature, but rather simply lowers the light level. TR Bulb is offered in both versions.



PRODUCT OPTIONS



Grey Marble w / DtW, Matte Opal Bulb 1491689      Grey Marble w / DtW, Shiny Opal Bulb 1491679



Brushed Brass w / DtW, Matte Opal Bulb 1461689      Brushed Bras w / DtW, Shiny Opal Bulb 1461679

TR Bulb Table Lamp w / Dim to Warm, Grey Marble / Shiny Opal Bulb, by Tim Rundle

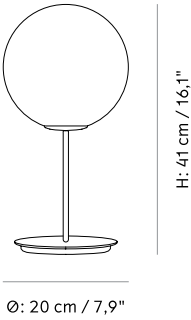
TR Bulb Table Lamp w/Dim to Warm

BY TIM RUNDLE

SKU	VARIANT
1491689	TR BULB, TABLE LAMP, GREY MARBLE W / DTW, MATTE OPAL BULB
1491679	TR BULB, TABLE LAMP, GREY MARBLE W / DTW, SHINY OPAL BULB
1461689	TR BULB, TABLE LAMP, BRUSHED BRASS W / DTW, MATTE OPAL BULB
1461679	TR BULB, TABLE LAMP, BRUSHED BRASS W / DTW, SHINY OPAL BULB

TECHNICAL SPECIFICATIONS

<b>PRODUCT TYPE</b> Table lamp	<b>VOLTAGE</b> 220 - 240 V / 110 V	<b>CANOPY</b> No
<b>ENVIRONMENT</b> Indoor	<b>LIGHT SOURCE &amp; ENERGY EFFICIENCY CLASS</b> CE: Dim to Warm: E27, 6 W, A+ US: Dim to Warm: E26, 6 W, A+ Both bulbs are dimmable (trailing edge)	<b>CORD MATERIAL AND COLOUR</b> Textile, black.
<b>DIMENSIONS</b> H: 41 cm / 16,1" Ø: 18 or 20 cm / 7,1" or 7,9"	<b>LIGHT SPECIFICATION</b>  <b>TR Bulb (CE)</b> Dim to warm (DtW) Watt: 6 W Lumen output: 70 lm / W Colour temperature: 1800 - 2700 K CRI: > 80 - 90  <b>TR Bulb (US)</b> Dim to warm (DtW) Watt: 6 W Lumen output: 70 lm / W Colour temperature: 1800 - 2700 K CRI: > 80 - 90	<b>CORD LENGTH</b> 200 cm / 78,7"
<b>COLOURS</b> Grey marble Brushed brass		<b>CLASSIFICATION</b> IP20
<b>PRODUCTION PROCESS</b> The globe shade is made from mouth-blown opal glass and the core is designed with aluminium to draw heat away from the LED light source, allowing the bulb to run at the optimum temperature. Accessory fittings are made from cut and polished marble, brushed brass or painted steel.		<b>CERTIFICATIONS</b> CE and ETL certified, tests can be obtained upon request.
<b>MATERIALS</b> Powder coated steel or brushed brass with lacquer, opal glass (matte or shiny), LED COB.	<b>DIMMER</b> Yes, on cord.	<b>PACKAGING TYPE</b> Gift box
<b>WEIGHT</b> 1,7 kg / 3,7 lb		<b>PACKAGING MEASUREMENTS (H x W x D)</b> 26,5 cm x 36 cm x 32,5 cm / 10,4" x 14,2" x 12,8"
		<b>MATERIALS &amp; MAINTENANCE</b> Please see page 486 for materials and care and maintenance instructions.



TR Bulb Table/Wall Lamp

BY TIM RUNDLE

Black powder coated steel lamp with circular grey marble base or brushed brass. Opal glass bulb with a shiny or matte finish. Textile cord with dimmer switch.



PRODUCT OPTIONS



Grey Marble, Matte Opal Bulb  
1492639



Grey Marble, Shiny Opal Bulb  
1492629



Brushed Brass, Matte Opal Bulb  
1462639



Brushed Brass, Shiny Opal Bulb  
1462629

TR Bulb Table / Wall Lamp, Brushed Brass / Matte Opal Bulb, by Tim Rundle  
Plinth Low, Calacatta Viola Marble, by Norm Architects

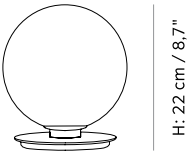
TR Bulb Table/Wall Lamp

BY TIM RUNDLE

SKU	VARIANT
1492639	TR BULB, TABLE / WALL LAMP, GREY MARBLE W / MATTE OPAL BULB
1492629	TR BULB, TABLE / WALL LAMP, GREY MARBLE W / SHINY OPAL BULB
1462639	TR BULB, TABLE / WALL LAMP, BRUSHED BRASS W / MATTE OPAL BULB
1462629	TR BULB, TABLE / WALL LAMP, BRUSHED BRASS W / SHINY OPAL BULB

TECHNICAL SPECIFICATIONS

<b>PRODUCT TYPE</b> Table / Wall lamp	<b>VOLTAGE</b> 220 - 240 V / 110 V	<b>CANOPY</b> No
<b>ENVIRONMENT</b> Indoor	<b>LIGHT SOURCE &amp; ENERGY EFFICIENCY CLASS</b> CE: Standard: E27, 7,2 W, A+ US: Standard: E26, 6 W, A+ Both bulbs are dimmable (trailing edge)	<b>CORD MATERIAL AND COLOUR</b> Textile, black, black plug.
<b>DIMENSIONS</b> H: 22 cm / 8,7" Ø: 16 or 20 cm / 6,2" or 7,9"	<b>LIGHT SPECIFICATION</b>  <b>TR Bulb (CE)</b> Standard Watt: 7,2 W Lumen output: 70 lm / W Colour temperature: 2700 K CRI: > 80  <b>TR Bulb (US)</b> Standard Watt: 6 W Lumen output: 70 lm / W Colour temperature: 2700 K CRI: > 80	<b>CORD LENGTH</b> 200 cm / 78,7"  <b>CLASSIFICATION</b> IP20  <b>CERTIFICATIONS</b> CE and ETL certified, tests can be obtained upon request.
<b>COLOURS</b> Grey marble Brushed brass	<b>DIMMER</b> Yes, on cord.	<b>PACKAGING TYPE</b> Gift box
<b>PRODUCTION PROCESS</b> The globe shade is made from mouth-blown opal glass and the core is designed with aluminium to draw heat away from the LED light source, allowing the bulb to run at the optimum temperature. Accessory fittings are made from cut and polished marble, brushed brass or painted steel.	<b>PACKAGING MEASUREMENTS (H x W x D)</b> 26 cm x 50 cm x 25,6 cm / 10" x 19,7" x 10"	<b>MATERIALS &amp; MAINTENANCE</b> Please see page 486 for materials and care and maintenance instructions.
<b>MATERIALS</b> Powder coated steel or brushed brass with lacquer, opal glass (matte or shiny), LED COB.		
<b>WEIGHT</b> 1,6 kg / 3,5 lb		



Ø: 20 cm / 7,9"


TR Bulb Table/Wall Lamp w/Dim to Warm

BY TIM RUNDLE

Black powder coated steel lamp with circular grey marble base or brushed brass. Opal glass bulb with a shiny or matte finish and dim to warm function. Textile cord with dimmer switch.

DIM TO WARM

The effect known as dim to warm lowers the colour temperature of an LEB bulb when dimmed. The lower the brightness, the warmer (more orange) the colour to create a more natural ambience reminiscent of the sky at sunset. Dimming does not alter the colour temperature, but rather simply lowers the light level. TR Bulb is offered in both versions.



PRODUCT OPTIONS



Grey Marble w / DtW, Matte Opal Bulb  
1492689



Grey Marble w / DtW, Shiny Opal Bulb  
1492679



Brushed Brass w / DtW, Matte Opal Bulb  
1462689



Brushed Brass w / DtW, Shiny Opal Bulb  
1462679

TR Bulb Table / Wall Lamp w / Dim to Warm, Brushed Brass/Shiny Opal Bulb, by Tim Rundle

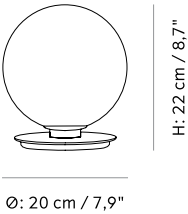
TR Bulb Table/Wall Lamp w/Dim to Warm

BY TIM RUNDLE

SKU	VARIANT
1492689	TR BULB, TABLE / WALL LAMP, GREY MARBLE W / DTW, MATTE OPAL BULB
1492679	TR BULB, TABLE / WALL LAMP, GREY MARBLE W / DTW, SHINY OPAL BULB
1462689	TR BULB, TABLE / WALL LAMP, BRUSHED BRASS W / DTW, MATTE OPAL BULB
1462679	TR BULB, TABLE / WALL LAMP, BRUSHED BRASS W / DTW, SHINY OPAL BULB

TECHNICAL SPECIFICATIONS

<b>PRODUCT TYPE</b> Table / Wall lamp	<b>VOLTAGE</b> 220 - 240 V / 110 V	<b>CANOPY</b> No
<b>ENVIRONMENT</b> Indoor	<b>LIGHT SOURCE &amp; ENERGY EFFICIENCY CLASS</b> CE: Dim to warm: E27, 6 W, A+ US: Dim to warm: E26, 6 W A+ Both bulbs are dimmable (trailing edge)	<b>CORD MATERIAL AND COLOUR</b> Textile, black, black plug.
<b>DIMENSIONS</b> H: 22 cm / 8,7" Ø: 16 or 20 cm / 6,2" or 7,9"	<b>LIGHT SPECIFICATION</b>  <b>TR Bulb (CE)</b> Dim to warm (DtW) Watt: 6 W Lumen output: 70 lm / W Colour temperature: 1800 - 2700 K CRI: > 80 - 90  <b>TR Bulb (US)</b> Dim to warm (DtW) Watt: 6 W Lumen output: 70 lm / W Colour temperature: 1800 - 2700 K CRI: > 80 - 90	<b>CORD LENGTH</b> 200 cm / 78,7"  <b>CLASSIFICATION</b> IP20  <b>CERTIFICATIONS</b> CE and ETL certified, tests can be obtained upon request.
<b>COLOURS</b> Grey marble Brushed brass	<b>DIMMER</b> Yes, on cord.	<b>PACKAGING TYPE</b> Gift box
<b>PRODUCTION PROCESS</b> The globe shade is made from mouth-blown opal glass and the core is designed with aluminium to draw heat away from the LED light source, allowing the bulb to run at the optimum temperature. Accessory fittings are made from cut and polished marble, brushed brass or painted steel.	<b>PACKAGING MEASUREMENTS (H x W x D)</b> 26 cm x 50 cm x 25,6 cm / 10" x 19,7" x 10"	<b>MATERIALS &amp; MAINTENANCE</b> Please see page 486 for materials and care and maintenance instructions.
<b>MATERIALS</b> Powder coated steel or brushed brass with lacquer, opal glass (matte or shiny), LED COB.		
<b>WEIGHT</b> 1,6 kg / 3,5 lb		



# TR Bulb Ceiling/Wall Lamp

BY TIM RUNDLE

Black powder coated steel or brushed brass ceiling / wall lamp with PVC cord. Opal glass bulb with a shiny or matte finish.



## PRODUCT OPTIONS



Black, Matte Opal Bulb  
1494639



Black, Shiny Opal Bulb  
1494629



Brushed Brass, Matte Opal Bulb  
1464639



Brushed Brass, Shiny Opal Bulb  
1464629

TR Bulb Ceiling / Wall Lamp, Black / Matte Opal Bulb, by Tim Rundle  
Harbour Dining Chair, Black Steel / Nuance 40782, by Norm Architects  
Androgyne Side Table, Black Steel / Nero Marquina Marble, by Danielle Siggerud

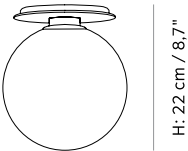
# TR Bulb Ceiling/Wall Lamp

BY TIM RUNDLE

SKU	VARIANT
1494639	TR BULB, CEILING / WALL LAMP, BLACK W / MATTE OPAL BULB
1494629	TR BULB, CEILING / WALL LAMP, BLACK W / SHINY OPAL BULB
1464639	TR BULB, CEILING / WALL LAMP, BRUSHED BRASS W /MATTE OPAL BULB
1464629	TR BULB, CEILING / WALL LAMP, BRUSHED BRASS W / SHINY OPAL BULB

## TECHNICAL SPECIFICATIONS

<b>PRODUCT TYPE</b> Ceiling / Wall lamp	<b>VOLTAGE</b> 220 - 240 V / 110 V	<b>CANOPY</b> No
<b>ENVIRONMENT</b> Indoor	<b>LIGHT SOURCE &amp; ENERGY EFFICIENCY CLASS</b> CE: Standard: E27, 7,2 W, A+ US: Standard: E26, 6 W, A+ Both bulbs are dimmable (trailing edge)	<b>CORD MATERIAL AND COLOUR</b> PVC, black.
<b>DIMENSIONS</b> H: 22 cm / 8,7" Ø: 16 or 20 cm / 6,2" or 7,9"	<b>LIGHT SPECIFICATION</b>  <b>TR Bulb (CE)</b> Standard Watt: 7,2 W Lumen output: 70 lm / W Colour temperature: 2700 K CRI: > 80  <b>TR Bulb (US)</b> Standard Watt: 6 W Lumen output: 70 lm / W Colour temperature: 2700 K CRI: > 80	<b>CORD LENGTH</b> 10 cm / 3,9"  <b>CLASSIFICATION</b> IP20  <b>CERTIFICATIONS</b> CE and ETL certified, tests can be obtained upon request.
<b>COLOURS</b> Black (RAL 9005) Brushed brass	<b>DIMMER</b> No. The lamp can be connected to a dimmer system.	<b>PACKAGING TYPE</b> Gift box
<b>PRODUCTION PROCESS</b> The globe shade is made from mouth-blown opal glass and the core is designed with aluminium to draw heat away from the LED light source, allowing the bulb to run at the optimum temperature. Accessory fittings are made of brushed brass or painted steel.	<b>PACKAGING MEASUREMENTS (H x W x D)</b> 43 cm x 48,5 cm x 48,5 cm / 17" x 19" x 19"	<b>MATERIALS &amp; MAINTENANCE</b> Please see page 486 for materials and care and maintenance instructions.
<b>MATERIALS</b> Powder coated steel or brushed brass with lacquer, opal glass (matte or shiny), LED COB.		
<b>WEIGHT</b> 1,6 kg / 3,5 lb		



Ø: 20 cm / 7,9"

H: 22 cm / 8,7"




TR Bulb Ceiling/Wall Lamp w/Dim to Warm

BY TIM RUNDLE

Black powder coated steel or brushed brass ceiling / wall lamp with PVC cord. The opal glass bulb is available with a shiny or matte finish and dim to warm function.

DIM TO WARM

The effect known as dim to warm lowers the colour temperature of an LEB bulb when dimmed. The lower the brightness, the warmer (more orange) the colour to create a more natural ambience reminiscent of the sky at sunset. Dimming does not alter the colour temperature, but rather simply lowers the light level. TR Bulb is offered in both versions.



PRODUCT OPTIONS



TR Bulb Ceiling / Wall Lamp w / Dim to Warm, Brushed Brass / Shiny Opal Bulb, by Tim Rundle

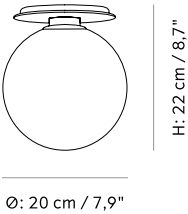
TR Bulb Ceiling/Wall Lamp w/Dim to Warm

BY TIM RUNDLE

SKU	VARIANT
1494689	TR BULB, CEILING / WALL LAMP, BLACK W / DTW, MATTE OPAL BULB
1494679	TR BULB, CEILING / WALL LAMP, BLACK W / DTW, SHINY OPAL BULB
1464689	TR BULB, CEILING / WALL LAMP, BRUSHED BRASS W / DTW, MATTE OPAL BULB
1464679	TR BULB, CEILING / WALL LAMP, BRUSHED BRASS W / DTW, SHINY OPAL BULB

TECHNICAL SPECIFICATIONS

<b>PRODUCT TYPE</b> Ceiling / Wall lamp	<b>VOLTAGE</b> 220 - 240 V / 110 V	<b>CANOPY</b> No
<b>ENVIRONMENT</b> Indoor	<b>LIGHT SOURCE &amp; ENERGY EFFICIENCY CLASS</b> CE: Dim to Warm: E27, 6 W, A+ US: Dim to Warm: E26, 6 W, A+ Both bulbs are dimmable (trailing edge)	<b>CORD MATERIAL AND COLOUR</b> PVC, black.
<b>DIMENSIONS</b> H: 22 cm / 8,7" Ø: 16 or 20 cm / 6,2" or 7,9"	<b>LIGHT SPECIFICATION</b>  <b>TR Bulb (CE)</b> Dim to warm (DtW) Watt: 6 W Lumen output: 70 lm / W Colour temperature: 1800 - 2700 K CRI: > 80 - 90  <b>TR Bulb (US)</b> Dim to warm (DtW) Watt: 6 W Lumen output: 70 lm / W Colour temperature: 1800 - 2700 K CRI: > 80 - 90	<b>CORD LENGTH</b> 10 cm / 3,9"  <b>CLASSIFICATION</b> IP20  <b>CERTIFICATIONS</b> CE and ETL certified, tests can be obtained upon request.
<b>COLOURS</b> Black (RAL 9005) Brushed brass	<b>DIMMER</b> No. The lamp can be connected to a dimmer system.	<b>PACKAGING TYPE</b> Gift box
<b>PRODUCTION PROCESS</b> The globe shade is made from mouth-blown opal glass and the core is designed with aluminium to draw heat away from the LED light source, allowing the bulb to run at the optimum temperature. Accessory fittings are made of brushed brass or painted steel.	<b>PACKAGING MEASUREMENTS (H x W x D)</b> 43 cm x 48,5 cm x 48,5 cm / 17" x 19" x 19"	<b>MATERIALS &amp; MAINTENANCE</b> Please see page 486 for materials and care and maintenance instructions.
<b>MATERIALS</b> Powder coated steel or brushed brass with lacquer, opal glass (matte or shiny), LED COB.		
<b>WEIGHT</b> 1,6 kg / 3,5 lb		



# JWDA Table Lamp

BY JONAS WAGELL

Polished brass, bronzed brass, black powder coated steel or concrete base lamp with opal glass shade and dimmer switch.

JWDA Table Lamp, Polished Brass, by Jonas Wagell  
JWDA Table Lamp, Bronzed Brass, by Jonas Wagell



## PRODUCT OPTIONS



Bronzed Brass  
1800859



Polished Brass  
1800839



Black Steel  
1810539



Concrete  
1800129

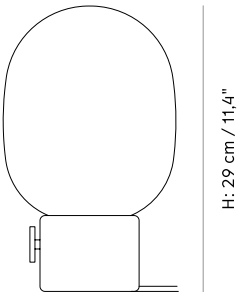
# JWDA Table Lamp

BY JONAS WAGELL

SKU	VARIANT
1800859	JWDA TABLE LAMP, METALLIC, BRONZED BRASS
1800839	JWDA TABLE LAMP, METALLIC, MIRROR POLISHED BRASS
1810539	JWDA TABLE LAMP, METALLIC, BLACK STEEL
1800129	JWDA TABLE LAMP, CONCRETE, LIGHT GREY / BRASS

## TECHNICAL SPECIFICATIONS

<b>PRODUCT TYPE</b> Table lamp	<b>VOLTAGE</b> 220 V / 110 - 130 V	<b>CANOPY</b> N / A
<b>ENVIRONMENT</b> Indoor	<b>LIGHT SOURCE &amp; ENERGY EFFICIENCY CLASS</b> G9 (Included) MAX 40 W A++, A+, A, B, C, D	<b>CORD MATERIAL AND COLOUR</b> Bronzed brass: black textile, black plug Mirror polished brass:black textile, black plug Black: black textile, black plug Light grey / brass: white textile, white plug
<b>DIMENSIONS</b> H: 29 cm / 11,4" Ø: 17 cm / 6,7"	<b>LIGHT SPECIFICATION</b>  <b>CE</b> G9, 2,8 W, dimmable 210 lm 2700 K Ra > 80  <b>US</b> G9, 4,5 W, dimmable 450 lm 2700 K Ra > 80  <b>DIMMER</b> Yes, on base.	<b>CORD LENGTH</b> 200 cm / 78,7"  <b>CLASSIFICATION</b> IP20  <b>CERTIFICATIONS</b> CE and ETL certified, tests can be obtained upon request.
<b>COLOURS</b> Bronzed brass, shiny opal Mirror polished brass, shiny opal Black (RAL 9005), matte opal Light grey concrete / brass, shiny opal		<b>PACKAGING TYPE</b> Gift box
<b>PRODUCTION PROCESS</b> Base in polished brass, brushed metal or concrete. The brass version is mirror polished but untreated so the metal will patinate over time. The glass shade is made from mouth-blown opal glass. The dimmer switch is made from bronzed or polished brass or oxidised steel.		<b>PACKAGING MEASUREMENTS (H x W x D)</b> 33 cm x 19 cm x 19,5 cm / 12,9" x 7,5" x 7,7"
<b>MATERIALS</b> Stainless steel, solid brass or concrete, glass.		<b>MATERIALS &amp; MAINTENANCE</b> Please see page 486 for materials and care and maintenance instructions.
<b>WEIGHT</b> 1,35 kg / 3,0 lb		



Ø: 17 cm / 6,7"

H: 29 cm / 11,4"

# JWDA Table Lamp Marble

BY JONAS WAGELL

Marble base lamp with opal glass shade and dimmer switch.

JWDA Table Lamp, Carrara Marble, by Jonas Wagell



## PRODUCT OPTIONS



Carr  
1830639

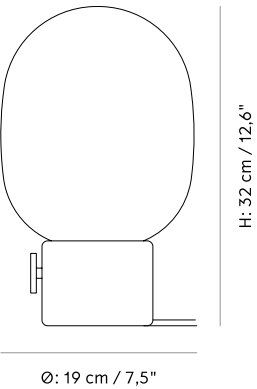
# JWDA Table Lamp Marble

BY JONAS WAGELL

SKU	VARIANT
1830639	JWDA TABLE LAMP, CARRARA MARBLE

## TECHNICAL SPECIFICATIONS

<b>PRODUCT TYPE</b> Table lamp	<b>VOLTAGE</b> 220 V / 110 - 130 V	<b>CANOPY</b> N / A
<b>ENVIRONMENT</b> Indoor	<b>LIGHT SOURCE &amp; ENERGY EFFICIENCY CLASS</b> G9 (Included) MAX 40 W A++, A+, A, B, C, D	<b>CORD MATERIAL AND COLOUR</b> White textile, white plug.
<b>DIMENSIONS</b> H: 32 cm / 12,6" Ø: 19 cm / 7,5"	<b>LIGHT SPECIFICATION</b>  <b>CE</b> G9, 2,8 W, dimmable 210 lm 2700 K Ra > 80  <b>US</b> G9, 4,5 W, dimmable 450 lm 2700 K Ra > 80	<b>CORD LENGTH</b> 200 cm / 78,7"
<b>COLOURS</b> White marble, matte opal.		<b>CLASSIFICATION</b> IP20
<b>PRODUCTION PROCESS</b> Base in honed marble. The shade is made from mouth-blown opal glass. The dimmer switch is made from bronzed brass.		<b>CERTIFICATIONS</b> CE and ETL certified, tests can be obtained upon request.
<b>MATERIALS</b> Polished Carrera marble, glass, brass.		<b>PACKAGING TYPE</b> Gift box
<b>WEIGHT</b> 2,1 kg / 5,0 lb	<b>DIMMER</b> Yes, on base.	<b>PACKAGING MEASUREMENTS (H x W x D)</b> 37 cm x 20,5 cm x 20,5 cm / 14,5" x 8" x 8"
		<b>MATERIALS &amp; MAINTENANCE</b> Please see page 486 for materials and care and maintenance instructions.





# JWDA Pendant

BY JONAS WAGELL

Polished brass pendant with dimmer switch and shiny opal glass shade.

JWDA Pendant, Polished Brass, by Jonas Wagell



## PRODUCT OPTIONS



Polished Brass  
1820839

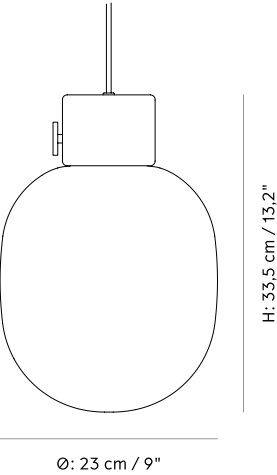
# JWDA Pendant

BY JONAS WAGELL

SKU	VARIANT
1820839	JWDA PENDANT LAMP, POLISHED BRASS

## TECHNICAL SPECIFICATIONS

<b>PRODUCT TYPE</b> Pendant	<b>VOLTAGE</b> 220 V / 110 - 130 V	<b>CANOPY</b> Black, ABS Ø: 11,5 cm / 4,5" H: 3,8 cm / 1,5"
<b>ENVIRONMENT</b> Indoor	<b>LIGHT SOURCE &amp; ENERGY EFFICIENCY CLASS</b> G9 (Included) MAX 40 W A++, A+, A, B, C, D	<b>CORD MATERIAL AND COLOUR</b> PVC wire, black.
<b>DIMENSIONS</b> H: 33,5 cm / 13,2" Ø: 23 cm / 9"	<b>LIGHT SPECIFICATION</b>	<b>CORD LENGTH</b> 400 cm / 157,5"
<b>COLOURS</b> Polished brass, shiny opal.	<b>CE</b> G9, 2,8 W, dimmable 210 lm 2700 K Ra > 80	<b>CLASSIFICATION</b> CE and IP20
<b>PRODUCTION PROCESS</b> Base in polished brass. The brass version is mirror-polished but not lacquered, so the metal will patinate over time. The shade is made from mouth-blown opal glass. The dimmer switch is made of bronzed brass.	<b>US</b> G9, 4,5 W, dimmable 450 lm 2700 K Ra > 80	<b>CERTIFICATIONS</b> CE and ETL certified, tests can be obtained upon request..
<b>MATERIALS</b> Solid brass, glass.	<b>DIMMER</b> Yes	<b>PACKAGING TYPE</b> Gift box
<b>WEIGHT</b> 1,7 kg / 3,7 lb		<b>PACKAGING MEASUREMENTS (H x W x D)</b> 53,5 cm x 30 cm x 30 cm / 20,9" x 11,8" x 11,8"
		<b>MATERIALS &amp; MAINTENANCE</b> Please see page 486 for materials and care and maintenance instructions.



# JWDA Floor Lamp

BY JONAS WAGELL

Solid brushed brass or solid bronzed brass stem lamp set on a rounded stone base with elliptical opal glass shade and brass dimmer switch.

JWDA Floor Lamp, Carrara Marble / Bronzed Brass, by Jonas Wagell



## PRODUCT OPTIONS



Travertine / Brushed Brass  
1840619



Carrara Marble / Bronzed Brass  
1840639

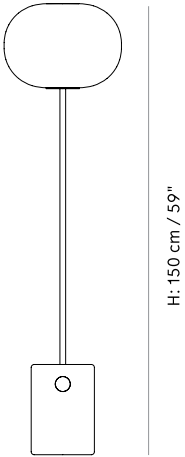
# JWDA Floor Lamp

BY JONAS WAGELL

SKU	VARIANT
1840619	JWDA FLOOR LAMP, TRAVERTINE / BRUSHED BRASS
1840639	JWDA FLOOR LAMP, CARRARA MARBLE / BRONZED BRASS

## TECHNICAL SPECIFICATIONS

<b>PRODUCT TYPE</b> Floor lamp	<b>VOLTAGE</b> 230 V / 110 V	<b>CORD MATERIAL AND COLOUR</b> Black textile, black plug.
<b>ENVIRONMENT</b> Indoor	<b>LIGHT SOURCE &amp; ENERGY EFFICIENCY CLASS</b> E27 (CE), 8 W E26 (US), 8 W	<b>CORD LENGTH</b> 250 cm / 98,4"
<b>DIMENSIONS</b> H: 150 cm / 59" Ø: 39 or 28 cm / 15,3" or 11"	<b>LIGHT SPECIFICATION</b> 8 W 700 lm 2200 K Ra > 80	<b>CERTIFICATIONS</b> CE and ETL certified, tests can be obtained upon request.
<b>COLOURS</b> Beige, brushed brass White, bronzed brass	<b>DIMMER</b> Yes, on the base.	<b>PACKAGING TYPE</b> Brown box
<b>PRODUCTION PROCESS</b> Mouth-blown glass shade and machine-cut base with hand-polished finish. Details in cut solid brass.	<b>CANOPY</b> N / A	<b>PACKAGING MEASUREMENTS (H x W x D)</b>  <b>Lampshade</b> 36 cm x 46,5 cm x 46,5 cm / 14,2" x 18,3" x 8,3"  <b>Base</b> 133 cm x 28,5 cm x 28,5 cm / 52,4" x 11,2" x 11,2"
<b>MATERIALS</b> Travertine, brushed brass, steel and opal glass. Carrara marble, bronzed brass, steel and opal glass.		<b>MATERIALS &amp; MAINTENANCE</b> Please see page 486 for materials and care and maintenance instructions.
<b>WEIGHT</b> Lamp shade: 2,3 kg / 5,1 lb Base, travertine: 11,3 kg / 24,9 lb Base, Carrara marble: 12,6 kg / 27,8 lb		



Ø: 21 cm / 8,3"

H: 150 cm / 59"

# Carrie LED Lamp

BY NORM ARCHITECTS

Portable, lightweight and cordless lamp with a USB charger, opal glass shade and powder coated steel or brushed brass frame.

Carrie LED Lamp, Brushed Brass, by Norm Architects



## PRODUCT OPTIONS



Black  
4863539



Burned Red  
4863349



Olive  
4863429



White  
4863639



Brushed Brass  
4863839

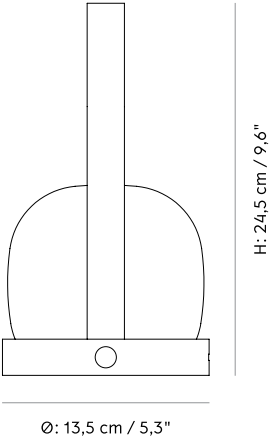
# Carrie LED Lamp

BY NORM ARCHITECTS

SKU	VARIANT
4863539	CARRIE LED LAMP, BLACK
4863349	CARRIE LED LAMP, BURNED RED
4863429	CARRIE LED LAMP, OLIVE
4863639	CARRIE LED LAMP, WHITE
4863839	CARRIE LED LAMP, BRUSHED BRASS

## TECHNICAL SPECIFICATIONS

<b>PRODUCT TYPE</b> LED lamp	<b>WEIGHT</b> 1 kg / 2,2 lb	<b>CORD MATERIAL AND COLOUR</b> PVC, black (charging cord), black plug.
<b>ENVIRONMENT</b> Indoor / Outdoor (dry conditions only)	<b>VOLTAGE</b> 220 V / 100 - 130 V	<b>CORD LENGTH</b> 70 cm / 27,6"
<b>DIMENSIONS</b> H: 24,5 cm / 9,6" Ø: 13,5 cm / 5,3"	<b>LIGHT SOURCE &amp; ENERGY EFFICIENCY CLASS</b> LED panel (Included, not exchangeable) 3,2 W, LED, A+ 5000 mAh battery	<b>CLASSIFICATION</b> IP20
<b>COLOURS</b> Black (RAL 9005) Burned red (RAL 8015) Olive (NCS S8005-G80Y) White (RAL 9016) Brushed brass	<b>LIGHT SPECIFICATION</b> Lithium battery: 5000 mAh, 3.7 V Lumen output: 120 lm / W Colour temperature: 2700 K CRI: > 80	<b>CERTIFICATIONS</b> CE certified, tests can be obtained upon request.
<b>PRODUCTION PROCESS</b> Mouth-blown opal glass shade with an acid finish. The base and handle is made from powder coated or plated steel or brushed brass.	<b>DIMMER</b> Adjustable to three light settings.	<b>PACKAGING TYPE</b> Gift box
<b>MATERIALS</b> Steel or brass, glass.	<b>CANOPY</b> N / A	<b>PACKAGING MEASUREMENTS (H x W x D)</b> 29 cm x 16 cm x 16 cm / 11,4" x 6,3" x 6,3"
		<b>MATERIALS &amp; MAINTENANCE</b> Please see page 486 for materials and care and maintenance instructions.



# Circular Lamp

BY STUDIO WM

Anodised or powder coated aluminium lamp with brushed bronze or black finish, textile cord and mobile app technology that controls both light temperature and level, as well as group control for multiple lamps.

Circular Lamp, Brushed Bronze, by Studio WM



## PRODUCT OPTIONS



Black  
1680539



Brushed Bronze  
1680869

# Circular Lamp

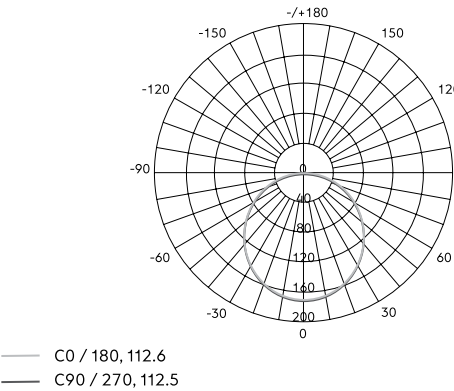
BY STUDIO WM

SKU	VARIANT
1680539	CIRCULAR LAMP, BLACK
1680869	CIRCULAR LAMP, BRUSHED BRONZE

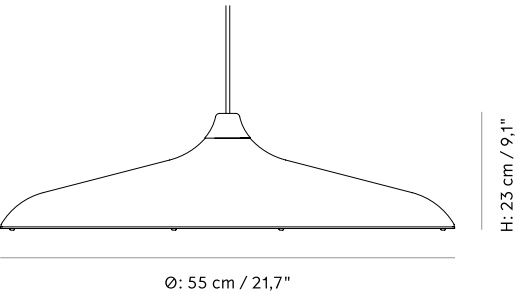
## TECHNICAL SPECIFICATIONS

<b>PRODUCT TYPE</b> Pendant	<b>WEIGHT</b> 3,5 kg / 7,7 lb	<b>CORD MATERIAL AND COLOUR</b> Textile, black.
<b>ENVIRONMENT</b> Indoor	<b>VOLTAGE</b> 230 V / 100 - 130 V	<b>CORD LENGTH</b> 500 cm / 197"
<b>DIMENSIONS</b> H: 23 cm / 9,1" Ø: 55 cm / 21,7"	<b>LIGHT SOURCE &amp; ENERGY EFFICIENCY CLASS</b> LED (Included) 12 W, A	<b>CLASSIFICATION</b> IP20
<b>COLOURS</b> Black (RAL 9005) Brushed bronze	<b>LIGHT SPECIFICATION</b> 800 lm 2700 - 4000 K (standard 2700 K) Ra > 90	<b>CERTIFICATIONS</b> CE certified, tests can be obtained upon request.
<b>PRODUCTION PROCESS</b> Spun aluminium.	<b>DIMMER</b> Yes, with MENU Lighting App (iOS and Android).	<b>PACKAGING TYPE</b> Gift box
<b>MATERIALS</b> Powder coated or anodized aluminium, LED, PCB, PC.	<b>CANOPY</b> Yes, ABS, black Ø: 11,5 cm / 4,5" H: 3,8 cm / 1,5"	<b>PACKAGING MEASUREMENTS (H x W x D)</b> 20 cm x 62,7 cm x 62,7 cm / 7,9" x 24,7" x 24,7"
		<b>MATERIALS &amp; MAINTENANCE</b> Please see page 486 for materials and care and maintenance instructions.

## LUMINOUS INTENSITY DISTRIBUTION (UNIT: CD)



## TECHNICAL DRAWING



# Task Pendant

BY GRY HOLMSKOV

Brushed anodised aluminium suspension lamp. Mobile app controls both light temperature and level, as well as group control for multiple lamps.

Task Pendant, by Gry Holmskov



## PRODUCT OPTIONS



Bronze Grey  
1650169

# Task Pendant

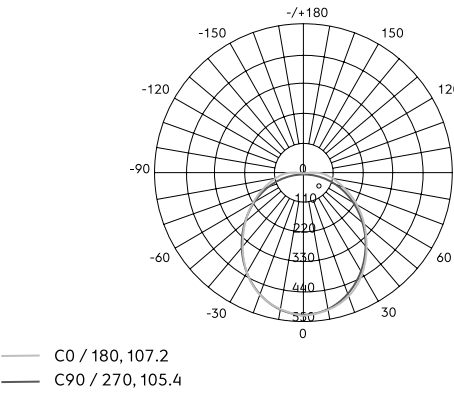
BY GRY HOLMSKOV

SKU	VARIANT
1650169	LED TASK PENDANT, BRONZE GREY

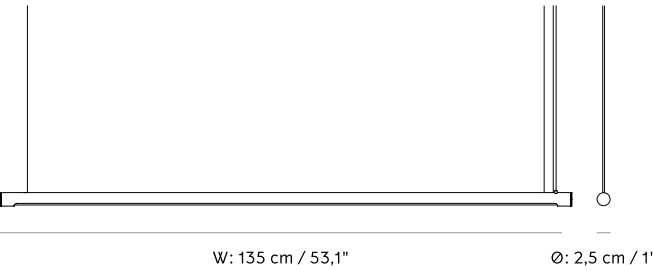
## TECHNICAL SPECIFICATIONS

<b>PRODUCT TYPE</b> Pendant	<b>WEIGHT</b> 1 kg / 2,2 lb	<b>CORD MATERIAL AND COLOUR</b> PVC, black
<b>ENVIRONMENT</b> Indoor	<b>VOLTAGE</b> 230 V / 100 - 130 V	<b>CORD LENGTH</b> 500 cm / 197"
<b>DIMENSIONS</b> Ø: 2,5 cm / 1" W: 135 cm / 53,1"	<b>LIGHT SOURCE &amp; ENERGY EFFICIENCY CLASS</b> LED (Included) 24 W, A	<b>CLASSIFICATION</b> IP20
<b>COLOURS</b> Bronze grey	<b>LIGHT SPECIFICATION</b> 1300 lm 2700 - 4000 K (standard 2700 K) Ra > 90	<b>CERTIFICATIONS</b> CE certified, tests can be obtained upon request.
<b>PRODUCTION PROCESS</b> Extruded aluminium.	<b>DIMMER</b> Yes, with MENU Lighting App (iOS and Android).	<b>PACKAGING TYPE</b> Gift box
<b>MATERIALS</b> Anodized aluminium, LED, PCB, PC	<b>CANOPY</b> Yes, aluminium, bronze Ø: 12 cm / 4,7" H: 4 cm / 1,6"	<b>PACKAGING MEASUREMENTS (H x W x D)</b> 15 cm x 139,5 cm x 11 cm / 5,9" x 54,9" x 4,3
		<b>MATERIALS &amp; MAINTENANCE</b> Please see page 486 for materials and care and maintenance instructions.

## LUMINOUS INTENSITY DISTRIBUTION (UNIT: CD)



## TECHNICAL DRAWING



# Column Table Lamp

BY NORM ARCHITECTS

Cordless anodised aluminium lamp with bronzed finish, rechargeable USB port and LED bulb adjustable to three settings.

Column Table Lamp, by Norm Architects



## PRODUCT OPTIONS



Bronze  
1880869

# Column Table Lamp

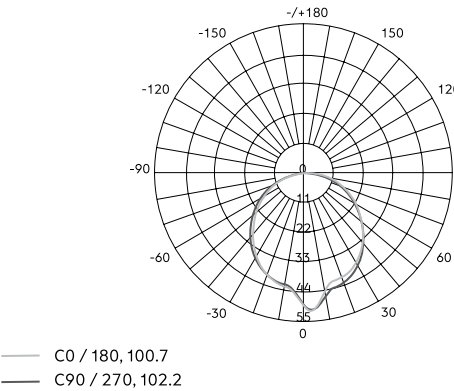
BY NORM ARCHITECTS

SKU	VARIANT
1880869	COLUMN, TABLE LAMP, BRONZE

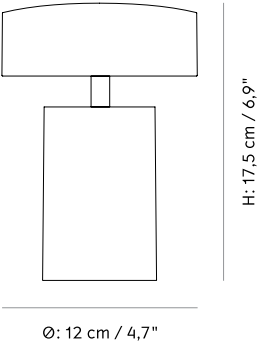
## TECHNICAL SPECIFICATIONS

<b>PRODUCT TYPE</b> Table lamp	<b>WEIGHT</b> 0,6 kg / 1,3 lb	<b>CORD MATERIAL AND COLOUR</b> Black PVC micro spin cord, black plug.
<b>ENVIRONMENT</b> Indoor	<b>VOLTAGE</b> 220 V (Plug: 5 V) / 110 - 130 V (Plug: 5 V)	<b>CORD LENGTH</b> 70 cm / 27,6"
<b>DIMENSIONS</b> H: 17,5 cm / 6,9" Ø: 12 cm / 4,7"	<b>LIGHT SOURCE &amp; ENERGY EFFICIENCY CLASS</b> LED 3,2 W, A	<b>CLASSIFICATION</b> IP20
<b>COLOURS</b> Bronze	<b>LIGHT SPECIFICATION</b> Lithium battery: 2 pcs 3000 mAh Lumen output: 120 lm / W Colour temperature: 2700 K CRI: > 80	<b>CERTIFICATIONS</b> CE certified, tests can be obtained upon request.
<b>PRODUCTION PROCESS</b> Deep drawn aluminium.	<b>DIMMER</b> Yes, 3 steps	<b>PACKAGING TYPE</b> Gift box
<b>MATERIALS</b> Anodized aluminium, LED, ABS	<b>CANOPY</b> N / A	<b>PACKAGING MEASUREMENTS (H x W x D)</b> 23,5 cm x 17,5 cm x 17,5 cm / 10" x 6,9" x 6,9"
		<b>MATERIALS &amp; MAINTENANCE</b> Please see page 486 for materials and care and maintenance instructions.

## LUMINOUS INTENSITY DISTRIBUTION (UNIT: CD)



## TECHNICAL DRAWING





# Cast Sconce Wall Lamp


BY TOM CHUNG & JORDAN MURPHY

Cast aluminium lamp with vertical brass arm with mounting plate for wall.

Cast Sconce Wall Lamp, by Tom Chung & Jordan Murphy



## PRODUCT OPTIONS



Black  
1250539

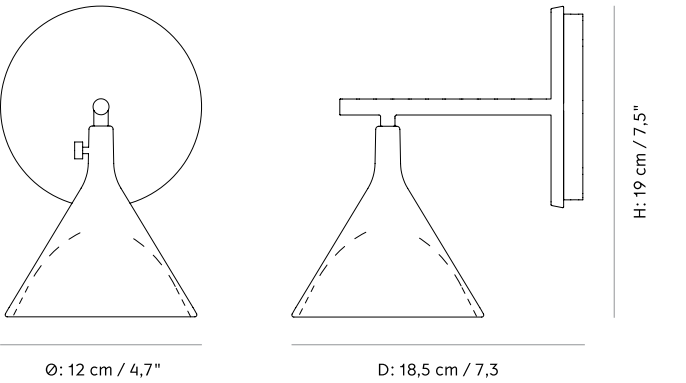
# Cast Sconce Wall Lamp

BY TOM CHUNG & JORDAN MURPHY

SKU	VARIANT
1250539	CAST SCONCE WALL LAMP, BLACK

## TECHNICAL SPECIFICATIONS

<b>PRODUCT TYPE</b> Wall lamp	<b>WEIGHT</b> 0,85 kg / 1,87 lb	<b>CORD MATERIAL AND COLOUR</b> Black PVC cord with matte rubber coating, black plug.
<b>ENVIRONMENT</b> Indoor	<b>VOLTAGE</b> 220 V / 100 - 130 V	<b>CORD LENGTH</b> 200 cm / 78,7"
<b>DIMENSIONS</b> H: 19 cm / 7,5" W: 12 cm / 4,7" D: 18,5 cm / 7,3"	<b>LIGHT SOURCE &amp; ENERGY EFFICIENCY CLASS</b> G9 (Included) 2,5 W A++, A+, A, B, C, D	<b>CLASSIFICATION</b> IP20
<b>COLOURS</b> Black (RAL 9005)	<b>LIGHT SPECIFICATION</b> 220 lm 2800 K Ra > 80	<b>CERTIFICATIONS</b> CE certified, tests can be obtained upon request.
<b>PRODUCTION PROCESS</b> Sand-caste aluminium with painted finish.	<b>DIMMER</b> No. On / Off switch on cord. The lamp can be fitted with a dimmer by an authorised electrician.	<b>PACKAGING TYPE</b> Gift box
<b>MATERIALS</b> Cast aluminium (rough surface), aluminium (reflector) and brushed brass.	<b>CANOPY</b> N / A	<b>PACKAGING MEASUREMENTS (H x W x D)</b> 25,1 cm x 16,1 cm x 22,8 cm / 9,8" x 6,3" x 8,9"
		<b>MATERIALS &amp; MAINTENANCE</b> Please see page 486 for materials and care and maintenance instructions.



# Cast Pendant Shapes 1–3

BY TOM CHUNG & JORDAN MURPHY

Black painted aluminium pendant with flexible PVC cord.

Cast Pendant, Shape 3, by Tom Chung & Jordan Murphy



## PRODUCT OPTIONS

### SHAPE 1



Black  
1211539

### SHAPE 2



Black  
1221539

### SHAPE 3



Black  
1231539

# Cast Pendant Shapes 1–3

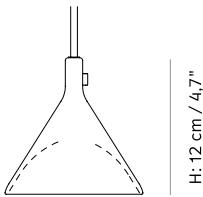
BY TOM CHUNG & JORDAN MURPHY

SKU	VARIANT
1211539	CAST, PENDANT, SHAPE 1, BLACK
1221539	CAST, PENDANT, SHAPE 2, BLACK
1231539	CAST, PENDANT, SHAPE 3, BLACK

## TECHNICAL SPECIFICATIONS

<b>PRODUCT TYPE</b> Pendant	<b>WEIGHT</b> Shape 1: 0,7 kg / 1,5 lb Shape 2: 0,5 kg / 1,1 lb Shape 3: 0,8 kg / 1,8 lb	<b>CORD LENGTH</b> 400 cm / 157.5"
<b>ENVIRONMENT</b> Indoor	<b>VOLTAGE</b> 220 V / 110 - 130 V	<b>CLASSIFICATION</b> IP20
<b>DIMENSIONS</b>  <b>Shape 1</b> H: 12 cm / 4,7" Ø: 12 cm / 4,7"  <b>Shape 2:</b> H: 10 cm / 3,9" Ø: 9 cm / 3,5"  <b>Shape 3</b> H: 15 cm / 5,9" Ø: 7 cm / 2,8"	<b>LIGHT SOURCE &amp; ENERGY EFFICIENCY CLASS</b> G9 (Included) 2,5 W A++, A+, A, B, C, D  <b>LIGHT SPECIFICATION</b> 220 lm 2800 K Ra > 80  <b>DIMMER</b> No. The lamp can be fitted with a dimmer by a certified electrician.	<b>CERTIFICATIONS</b> CE certified, tests can be obtained upon request.  <b>PACKAGING TYPE</b> Gift box  <b>PACKAGING MEASUREMENTS (H x W x D)</b>  <b>Shape 1</b> 16,5 cm x 14,5 cm x 14,5 cm / 6,5" x 5,7" x 5,7"  <b>Shape 2</b> 14,5 cm x 12 cm x 12 cm / 5,7" x 4,7" x 4,7"  <b>Shape 3</b> 19 cm x 9,5 cm x 9,5 cm 7,5" x 3,7" x 3,7"
<b>COLOURS</b> Black (RAL 9005)	<b>CANOPY</b> Yes, ABS, black Ø: 11,5 cm / 4,5" H: 3,8 cm / 1,5"	<b>MATERIALS &amp; MAINTENANCE</b> Please see page 486 for materials and care and maintenance instructions.
<b>PRODUCTION PROCESS</b> Sand-caste aluminium with painted finish and die-cast aluminium reflector inside the shade.	<b>CORD MATERIAL AND COLOUR</b> Soft PVC, black.	

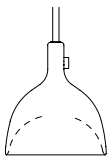
### SHAPE 1



Ø: 12 cm / 4,7"

H: 12 cm / 4,7"

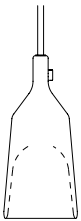
### SHAPE 2



Ø: 9 cm / 3,5"

H: 10 cm / 3,9"

### SHAPE 3



Ø: 7 cm / 2,8"

H: 15 cm / 5,9"



# Cast Pendant Shape 4

BY TOM CHUNG & JORDAN MURPHY

Black painted aluminium and powder coated steel frame with soft PVC cord.

Cast Pendant, Shape 4, by Tom Chung & Jordan Murphy  
Cast Pendant, Shape 3, by Tom Chung & Jordan Murphy



## PRODUCT OPTIONS

### SHAPE 4



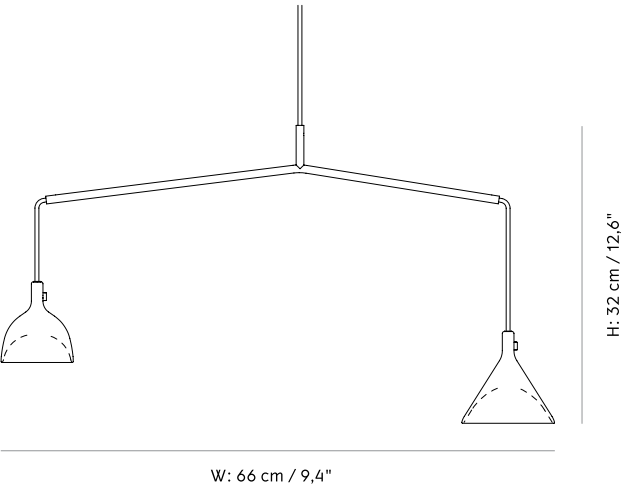
# Cast Pendant Shape 4

BY TOM CHUNG & JORDAN MURPHY

SKU	VARIANT
1241539	CAST, PENDANT, SHAPE 4, BLACK

## TECHNICAL SPECIFICATIONS

<b>PRODUCT TYPE</b> Pendant	<b>VOLTAGE</b> 220 V / 110 - 130 V	<b>CORD LENGTH</b> 400 cm / 157.5"
<b>ENVIRONMENT</b> Indoor	<b>LIGHT SOURCE &amp; ENERGY EFFICIENCY CLASS</b> G9 (Included) 2,5 W A++, A+, A, B, C, D	<b>CLASSIFICATION</b> IP20
<b>DIMENSIONS</b> H: 25 / 32 cm / 9,8" / 12,6" W: 66 cm / 26" D: 12 cm / 4,7"	<b>LIGHT SPECIFICATION</b> 220 lm 2800 K Ra > 80	<b>CERTIFICATIONS</b> CE certified, tests can be obtained upon request.
<b>COLOURS</b> Black (RAL 9005)	<b>DIMMER</b> No. The lamp can be fitted with a dimmer by a certified electrician.	<b>PACKAGING TYPE</b> Gift box
<b>PRODUCTION PROCESS</b> Sand-caste aluminium with painted finish and die-cast aluminium reflector inside the shade.	<b>CANOPY</b> Yes, ABS, black Ø: 11,5 cm / 4,5" H: 3,8 cm / 1,5"	<b>PACKAGING MEASUREMENTS (H x W x D)</b> 25,5 cm x 60 cm x 15 cm / 10" x 23,6" x 5,9"
<b>MATERIALS</b> Cast aluminium (textured surface) and aluminium (inner reflector) and brushed brass. Powder coated steel frame.	<b>CORD MATERIAL AND COLOUR</b> Soft PVC, black.	<b>MATERIALS &amp; MAINTENANCE</b> Please see page 486 for materials and care and maintenance instructions.
<b>WEIGHT</b> 1,2 kg / 2,6 lb		



# Stone Lamp

BY NORM ARCHITECTS

Grey smoke tinted glass shade set on a stoneware base or opal glass top on sand coloured ceramic base.

Stone Lamp, Anthracite, by Norm Architects



## PRODUCT OPTIONS



Anthracite  
1850159



Sand  
1850039

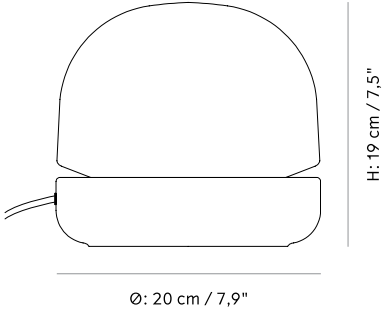
# Stone Lamp

BY NORM ARCHITECTS

SKU	VARIANT
1850159	STONE LAMP, ANTHRACITE
1850039	STONE LAMP, SAND

## TECHNICAL SPECIFICATIONS

<b>PRODUCT TYPE</b> Table lamp	<b>WEIGHT</b> 1,735 kg / 4 lb	<b>CORD MATERIAL AND COLOUR</b> Anthracite: textile, black, black plug Sand: textile, sand, white plug.
<b>ENVIRONMENT</b> Indoor	<b>VOLTAGE</b> 220 V / 110 - 130 V	<b>CORD LENGTH</b> 200 cm / 78,7"
<b>DIMENSIONS</b> H: 19 cm / 7,5" Ø: 20 cm / 7,9"	<b>LIGHT SOURCE &amp; ENERGY EFFICIENCY CLASS</b> E27 (CE) / US (E26) (Not included) MAX 60 W A++, A+, A, B, C, D	<b>CLASSIFICATION</b> IP20
<b>COLOURS</b> Anthracite Sand	<b>LIGHT SPECIFICATION</b> Lumen, Kelvin and Ra value depends on which bulb is used.	<b>CERTIFICATIONS</b> CE certified, tests can be obtained upon request.
<b>PRODUCTION PROCESS</b> Coloured clay (stoneware) or porcelain base with a cord ring made from cast solid brass. The shade is made from mouth-blown glass.	<b>DIMMER</b> Yes, on cord.	<b>PACKAGING TYPE</b> Gift box
<b>MATERIALS</b> Clay (stoneware) and coloured glass or porcelain and opal glass.	<b>CANOPY</b> N / A	<b>PACKAGING MEASUREMENTS (H x W x D)</b> 29,2 cm x 21,7 cm x 21,7 cm / 11,5" x 8,5" x 8,5"
		<b>MATERIALS &amp; MAINTENANCE</b> Please see page 486 for materials and care and maintenance instructions.



# Phare LED Lamp

BY STANISLAW CZARNOCKI

Cordless, portable lamp with diagonal metal base and inbuilt, rechargeable LED light source. The lamp stands on or hangs from its horizontal base, which acts as a weight.

Phare LED Lamp, Black, by Stanislaw Czarnocki



## PRODUCT OPTIONS



Burned Red  
1755349



Light Grey  
1755139



Black  
1755539

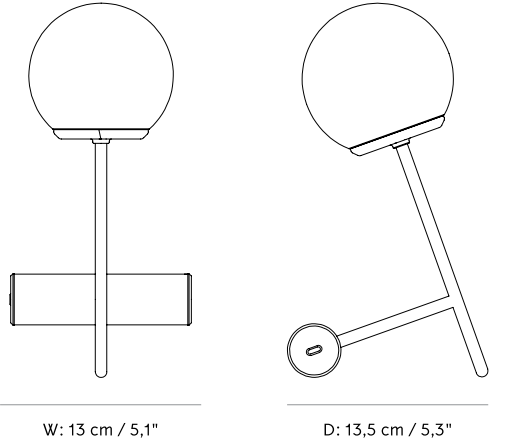
# Phare LED Lamp

BY STANISLAW CZARNOCKI

SKU	VARIANT
1755349	PHARE LED LAMP, BURNED RED
1755139	PHARE LED LAMP, LIGHT GREY
1755539	PHARE LED LAMP, BLACK

## TECHNICAL SPECIFICATIONS

<b>PRODUCT TYPE</b> Lamp	<b>WEIGHT</b> 1,03 kg / 0,8 lb	<b>CORD MATERIAL AND COLOUR</b> PVC, black (USB-C cable), black plug.
<b>ENVIRONMENT</b> Indoor	<b>VOLTAGE</b> 220 - 240 V / 100 - 130 V	<b>CORD LENGTH</b> 70 cm / 27,6"
<b>DIMENSIONS (CM / IN)</b> H: 23 cm / 9,1" W: 13 cm / 5,1" D: 13,5 cm / 5,3"	<b>LIGHT SOURCE &amp; ENERGY EFFICIENCY CLASS</b> Battery: 7 V, 2200 mAh Light source (Included, not exchangeable): LED, 2,8 W, A+	<b>CLASSIFICATION</b> IP20
<b>COLOURS</b> Burned red (RAL 8015) Light grey (RAL 7035) Black (RAL 9005)	<b>LIGHT SPECIFICATION</b> 200 lm 2700 K Ra > 80	<b>CERTIFICATIONS</b> CE certified, tests can be obtained upon request.
<b>PRODUCTION PROCESS</b> The shade is made from blown polycarbonate and the base is made from cast aluminium with powder coating.	<b>DIMMER</b> No. On / Off switch on the cord.	<b>PACKAGING TYPE</b> Gift box
<b>MATERIALS</b> Powder coated aluminium (fine texture, matte), polycarbonate, LED.	<b>CANOPY</b> N / A	<b>PACKAGING MEASUREMENTS (H x W x D)</b> 40,8 cm x 50,5 cm x 20,6 cm / 12" x 8,5" x 7,5"
		<b>MATERIALS &amp; MAINTENANCE</b> Please see page 486 for materials and care and maintenance instructions.



# Peek Lamp

BY JONAS WAGELL

Powder coated steel and aluminium lamp with angled shade and textile cord. Directional base and shade for angled lighting.

Peek Table Lamp, Black, by Jonas Wagell



## PRODUCT OPTIONS

### TABLE LAMP



### FLOOR LAMP



# Peek Lamp

BY JONAS WAGELL

### SKU

### VARIANT

1300539	PEEK TABLE LAMP, BLACK
1300639	PEEK TABLE LAMP, WHITE
1320539	PEEK FLOOR LAMP, BLACK
1320639	PEEK FLOOR LAMP, WHITE

## TECHNICAL SPECIFICATIONS

**PRODUCT TYPE**  
Table / Floor lamp

**ENVIRONMENT**  
Indoor

### DIMENSIONS

**Table lamp**  
H: 52 cm / 20,5"  
Ø: 10 cm / 4"

**Floor lamp**  
H: 125 cm / 49,2PP  
Ø:13 cm / 5,1"

**COLOURS**  
Black (RAL 9005)  
White (RAL 9016)

**PRODUCTION PROCESS**  
Spun aluminium shade with lacquered finish.  
Diffuser made from moulded polycarbonate.

**MATERIALS**  
Powder coated stainless steel, aluminium and PC,  
(fine texture, matte).

**WEIGHT**  
Table Lamp: 2 kg / 4,4 lb  
Floor Lamp: 3,2 kg / 7,1 lb

**LIGHT SOURCE & ENERGY EFFICIENCY CLASS**  
COB LED panel (fixed)  
MAX 5 W  
LED, A

**LIGHT SPECIFICATION**  
576 - 654 lm  
2700 K  
Ra > 90

**DIMMER**  
Touch dimmer on stem.

**CANOPY**  
N / A

**CORD TYPE**  
Soft PVC cord, black plug for black, white plug for white.

**CORD LENGHT**  
250 cm / 98,4"

**CLASSIFICATION**  
IP20

**CERTIFICATIONS**  
CE certified, tests can be obtained upon request.

**PACKAGING TYPE**  
Gift box

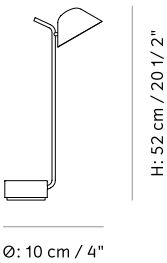
### PACKAGING MEASUREMENTS (H x W x D)

**Table lamp**  
66 cm x 23 cm x 17,5 cm / 25,9" x 9" x 6,9"

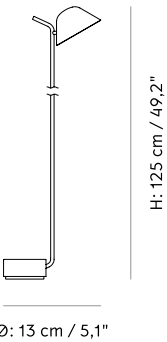
**Floor lamp**  
137 cm x 19,5 cm x 21 cm / 53,9" x 7,7" x 8,2"

**MATERIALS & MAINTENANCE**  
Please see page 486 for materials and care and maintenance instructions.

### TABLE LAMP



### FLOOR LAMP



# Dancing Pendant

BY ISKOS-BERLIN

Large pleated pendant with a recycled polyester felt shade and textile cord.

Dancing Pendant, by Iskos-Berlin  
Snaregade Dining Table, Rectangular, Black Steel / Charcoal Linoleum,  
by Norm Architects  
Harbour Dining Side Chair, Dark Stained Oak / Nuance 40782,  
by Norm Architects



## PRODUCT OPTIONS



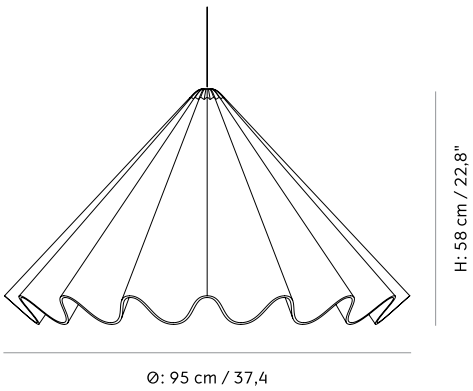
# Dancing Pendant

BY ISKOS-BERLIN

SKU	VARIANT
1600659	DANCING PENDANT, OFF WHITE

## TECHNICAL SPECIFICATIONS

<b>PRODUCT TYPE</b> Pendant	<b>WEIGHT</b> 2,6 kg / 5,7 lb	<b>CORD MATERIAL AND COLOUR</b> Textile, white.
<b>ENVIRONMENT</b> Indoor	<b>VOLTAGE</b> 220 V / 110 - 130 V	<b>CORD LENGTH</b> 300 cm / 118,1"
<b>DIMENSIONS</b> H: 58 cm / 22,8" Ø: 95 cm / 37,4	<b>LIGHT SOURCE &amp; ENERGY EFFICIENCY CLASS</b> E27 (CE) / US (E26) (Not included) MAX 60 W A++, A+, A, B, C, D	<b>CLASSIFICATION</b> IP20
<b>COLOURS</b> Off white	<b>LIGHT SPECIFICATION</b> Lumen, Kelvin and Ra value depends on which bulb is used.	<b>CERTIFICATIONS</b> CE compliant.
<b>PRODUCTION PROCESS</b> Pressed PET felt is made from high quality felt fibres which are mechanically pressed together in a wooden mould using heat and moisture.	<b>DIMMER</b> No. The lamp can be connected to a dimmer system.	<b>PACKAGING TYPE</b> Brown box
<b>MATERIALS</b> Felt	<b>CANOPY</b> Yes (Cone Shape), ABS, white Ø: 9 cm / 3,5" H: 9 cm / 3,5"	<b>PACKAGING MEASUREMENTS (H x W x D)</b> 100 cm x 95 cm x 59 cm / 39,4" x 37,4" x 23,2"
		<b>MATERIALS &amp; MAINTENANCE</b> Please see page 486 for materials and care and maintenance instructions.



# Socket Occasional Lamp

BY NORM ARCHITECTS

Cylindrical brushed brass lamp with round opal glass bulb and black textile cord.

Socket Occasional Lamp, by Norm Architects



## PRODUCT OPTIONS



Brushed Brass  
1750839

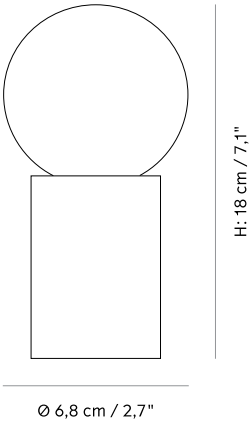
# Socket Occasional Lamp

BY NORM ARCHITECTS

SKU	VARIANT
1750839	SOCKET, OCCASIONAL LAMP, BRUSHED BRASS

## TECHNICAL SPECIFICATIONS

<b>PRODUCT TYPE</b> Table lamp	<b>WEIGHT</b> 1,42 kg / 3,1 lb	<b>CORD MATERIAL AND COLOUR</b> Textile, black, black plug.
<b>ENVIRONMENT</b> Indoor	<b>VOLTAGE</b> 200 - 265 V / 100 - 130 V	<b>CORD LENGTH</b> 200 cm
<b>DIMENSIONS</b> H: 18 cm / 7,1" Ø: 6,8 cm / 2,7"	<b>LIGHT SOURCE &amp; ENERGY EFFICIENCY CLASS</b> E27 (Included) 5 W, A MAX 60 W Lifespan: 30.000 h	<b>CLASSIFICATION</b> IP20
<b>COLOURS</b> Brushed brass	<b>LIGHT SPECIFICATION</b> 400 lm 2700 K Ra > 95	<b>CERTIFICATIONS</b> CE certified, tests can be obtained upon request.
<b>PRODUCTION PROCESS</b> Sand-caste brass with a brushed finish. The brass is lightly varnished to maintain its natural lustre.	<b>DIMMER</b> Yes, on cord.	<b>PACKAGING TYPE</b> Gift box
<b>MATERIALS</b> Solid brass.	<b>CANOPY</b> N / A	<b>PACKAGING MEASUREMENTS (H x W x D)</b> 14,5 cm x 25,5 cm x 25,6 cm / 5,7" x 10" x 10"
		<b>MATERIALS &amp; MAINTENANCE</b> Please see page 486 for materials and care and maintenance instructions.





# Globe Bulb

BY MENU

Energy-saving bulb in two versions: opal glass LED bulb with frosted finish and clear glass LED bulb with dim to warm function.

The effect known as dim to warm lowers the colour temperature of an LEB bulb when dimmed. The lower the brightness, the warmer (more orange) the colour to create a more natural ambience reminiscent of the sky at sunset. Dimming does not alter the colour temperature, but rather simply lowers the light level.

## PRODUCT OPTIONS

### GLOBE BULB LED 95



LED Bulb, Dimmable, Opal, 95  
2500639



LED Bulb, DrW, Clear 95  
2610039

### GLOBE BULB LED 125



LED Bulb, DrW, Clear 125  
2611039

# Globe Bulb


BY MENU

SKU	VARIANT
2500639	GLOBE BULB, LED, 95, OPAL, E27
2610039	GLOBE BULB, LED DTW, 95, CLEAR, E27
2611039	GLOBE BULB, LED DTW, 125, CLEAR, E27


## TECHNICAL SPECIFICATIONS

<b>PRODUCT TYPE</b> LED bulb	<b>LIGHT SOURCE &amp; ENERGY EFFICIENCY CLASS</b>  <b>Opal (95)</b> E27 (CE), 5 W  <b>Clear (95 / 125)</b> E27 (CE), 4 W	<b>CORD MATERIAL AND COLOUR</b> N / A
<b>ENVIRONMENT</b> Indoor		<b>CORD LENGTH</b> N / A
<b>DIMENSIONS</b>  <b>Globe Bulb, LED, 95</b> Ø: 9,5 cm / 3.7"  <b>Globe Bulb, LED, 125</b> Ø: 12,5 cm / 4.9"	<b>LIGHT SPECIFICATION</b>  <b>Opal (95)</b> 400 lm 2700 K Ra > 95  <b>Clear (95 / 125)</b> 400 lm 2000 - 2700 K Ra > 95	<b>CLASSIFICATION</b> IP20
<b>MATERIALS</b> Clear glass, opal matte glass, LED filament.	<b>DIMMER</b> Globe Bulb, LED, 95, Opal: Standard dimming Globe Bulb, LED, 95, Clear: Dim to Warm Globe Bulb, LED, 125, Clear: Dim to Warm	<b>CERTIFICATIONS</b> CE certified, tests can be obtained upon request.
<b>WEIGHT</b> Globe Bulb, LED, 95: 0,06 kg / 0,14 lb Globe Bulb, LED, 125: 0,1 kg / 0,2 lb	<b>CANOPY</b> N / A	<b>PACKAGING TYPE</b> Gift box
<b>VOLTAGE</b> 220 - 240 V / 110 - 130 V		<b>PACKAGING MEASUREMENTS (H x W x D)</b>  <b>Globe Bulb, LED, 95, Opal</b> 14,5 cm x 10 cm x 10 cm / 5,7" x 3,9" x 3,9"  <b>Globe Bulb, LED, 95, Clear</b> 20 cm x 13,5 cm x 13,5 cm / 7,9" x 5,3" x 5,3"  <b>Globe Bulb, LED, 125, Clear</b> 24 cm x 16,5 cm x 16,5 cm / 9,4" x 6,5" x 6,5"
		<b>MATERIALS &amp; MAINTENANCE</b> Please see page 486 for materials and care and maintenance instructions.

### GLOBE BULB LED 95




Ø: 9,5 cm / 3.7"



Ø: 9,5 cm / 3.7"

### GLOBE BULB LED 125



Ø: 12,5 cm / 4.9"

# Reverse Table Lamp

BY ALEKSANDAR LAZIC

Table lamp with conical travertine base and bronzed anodised aluminium shade. A dimmer switch fitted on top of the lamp controls the dim to warm LED light.

Reverse Table Lamp, by Aleksandar Lazic



## PRODUCT OP



Reverse Table Lamp, Bronzed Brass  
1410619

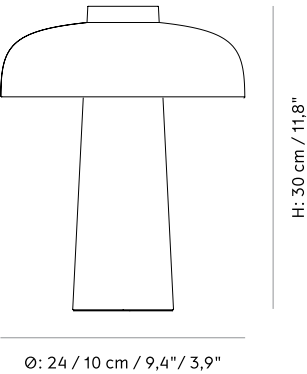
# Reverse Table Lamp

BY ALEKSANDAR LAZIC

SKU	VARIANT
1410619	REVERSE TABLE LAMP, TRAVERTINE, BRONZED BRASS (NEW)

## TECHNICAL SPECIFICATIONS

<b>PRODUCT TYPE</b> Table lamp	<b>WEIGHT</b> 3,64 kg / 5,7 lb	<b>CORD MATERIAL AND COLOUR</b> Flexible PVC cable, black, black plug.
<b>ENVIRONMENT</b> Indoor	<b>VOLTAGE</b> 110 - 240 V, adaptor input 24 V	<b>CORD LENGTH</b> 200 cm / 78,7"
<b>DIMENSIONS</b> H: 30 cm / 11,8" Ø: 24 / 10 cm / 9,4" / 3,9"	<b>LIGHT SOURCE &amp; ENERGY EFFICIENCY CLASS</b> Watt 6 W, built-in LED, dimmable, A	<b>CLASSIFICATION</b> IP20
<b>PRODUCTION PROCESS</b> Spun aluminium shade with anodized colour, milled aluminium knob, and hand-cut and raw polished travertine base.	<b>LIGHT SPECIFICATION</b> 560 lm 2200 - 2940 K RA(CRI) > 85	<b>CERTIFICATIONS</b> CE certified, tests can be obtained upon request.
<b>COLOURS</b> Beige and bronzed brass.	<b>DIMMER</b> Yes, on top of shade.	<b>PACKAGING TYPE</b> Gift box
<b>MATERIALS</b> Travertine, aluminium, PMMA, adaptor with CE, UL and GB plug.	<b>CANOPY</b> N / A	<b>PACKAGING MEASUREMENTS (H x W x D)</b> 36,5 cm x 31 cm x 32,5 cm / 14,4" x 12,2" x 12,8"
<b>MATERIALS &amp; MAINTENANCE</b> Please see page 486 for materials and care and maintenance instructions.		



# Hashira Table Lamp

BY NORM ARCHITECTS

Translucent, cylindrical fabric shade with metal frame, textile cord and dimmer switch.

Hashira Table Lamp, by Norm Architects  
Androgyne Lounge Table, by Danielle Siggerud



## PRODUCT OP



Hashira Table Lamp  
1500059

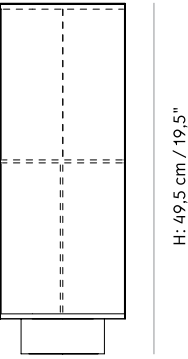
# Hashira Table Lamp

BY NORM ARCHITECTS

SKU	VARIANT
1500059	HASHIRA TABLE LAMP (NEW)

## TECHNICAL SPECIFICATIONS

<b>PRODUCT TYPE</b> Table lamp	<b>WEIGHT</b> 1,88 kg / 4,14 lb	<b>CORD MATERIAL AND COLOUR</b> Black textile, black plug.
<b>ENVIRONMENT</b> Indoor	<b>VOLTAGE</b> 220 – 240 V / 110 V	<b>CORD LENGTH</b> 200 cm / 78,7"
<b>DIMENSIONS</b> H: 49,5 cm / 19,5" Ø: 18 cm / 7,1"	<b>LIGHT SOURCE &amp; ENERGY EFFICIENCY CLASS</b> E27 (CE) - 1 pcs E26 (US) - 1 pcs	<b>CLASSIFICATION</b> IP20
<b>PRODUCTION PROCESS</b> Welded steel frame with a hand-made shade and sandblasted wood base.	<b>LIGHT SPECIFICATION</b> N / A	<b>CERTIFICATIONS</b> CE certified, tests can be obtained upon request.
<b>COLOURS</b> White, ash	<b>DIMMER</b> Yes	<b>PACKAGING TYPE</b> Gift box
<b>MATERIALS</b> Steel, linen, PS plastic, ash. Thickness of line may vary giving a slightly different light.	<b>CANOPY</b> N / A	<b>PACKAGING MEASUREMENTS (H x W x D)</b> 53,5 cm x 24 cm x 24 cm / 21,1" x 9,4" x 9,4"
<b>MATERIALS &amp; MAINTENANCE</b> Please see page 486 for materials and care and maintenance instructions.		



Ø: 18 cm / 7,1"

H: 49,5 cm / 19,5"

# Hashira Floor Lamp

BY NORM ARCHITECTS

Translucent, cylindrical fabric shade with metal frame, textile cord and dimmer switch.

Hashira Floor Lamp, by Norm Architects  
Gravel Rug, Ivory, by Nina Bruun  
Harbour Lounge Chair, Natural Oak / Savanna 222/Nuance Light Grey, by Norm Architects



## PRODUCT OPTIONS



Hashira Floor Lamp  
1501059

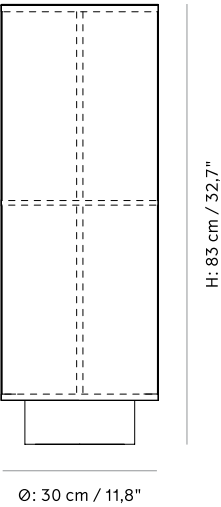
# Hashira Floor Lamp

BY NORM ARCHITECTS

SKU	VARIANT
1501059	HASHIRA FLOOR LAMP (NEW)

## TECHNICAL SPECIFICATIONS

<b>PRODUCT TYPE</b> Floor lamp	<b>WEIGHT</b> 5,22 kg / 11,51 lb	<b>CORD MATERIAL AND COLOUR</b> Black textile, black plug.
<b>ENVIRONMENT</b> Indoor	<b>VOLTAGE</b> 220 – 240 V / 110 V	<b>CORD LENGTH</b> 300 cm / 118"
<b>DIMENSIONS</b> H: 83 cm / 32,7" Ø: 30 cm / 11,8"	<b>LIGHT SOURCE &amp; ENERGY EFFICIENCY CLASS</b> E27 (CE) - 2 pcs E26 (US) - 2 pcs	<b>CLASSIFICATION</b> IP20
<b>PRODUCTION PROCESS</b> Welded steel frame with a hand-made shade and sandblasted wood base.	<b>LIGHT SPECIFICATION</b> Only On / Off switch on cord.	<b>CERTIFICATIONS</b> CE certified, tests can be obtained upon request.
<b>COLOURS</b> White, ash	<b>DIMMER</b> Only On / Off	<b>PACKAGING TYPE</b> Brown box
<b>MATERIALS</b> Steel, linen, PS plastic, ash Thickness of line may vary giving a slightly different light.	<b>CANOPY</b> N / A	<b>PACKAGING MEASUREMENTS (H x W x D)</b> 37 cm x 37 cm x 88 cm / 14,6" x 14,6" x 34,6"
<b>MATERIALS &amp; MAINTENANCE</b> Please see page 486 for materials and care and maintenance instructions.		



# Hashira Pendant

BY NORM ARCHITECTS

Translucent, cylindrical fabric shade with metal frame, textile cord and dimmer switch.

Hashira Pendant, Small, by Norm Architects  
Hashira Pendant, Large, by Norm Architects



## PRODUCT OPTIONS

### SMALL



Hashira Pendant, Small  
1502059

### LARGE



Hashira Pendant, Large  
1503059

# Hashira Pendant

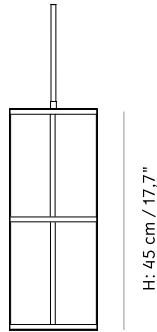
BY NORM ARCHITECTS

SKU	VARIANT
1502059	HASHIRA PENDANT, SMALL (NEW)
1503059	HASHIRA PENDANT, LARGE (NEW)

## TECHNICAL SPECIFICATIONS

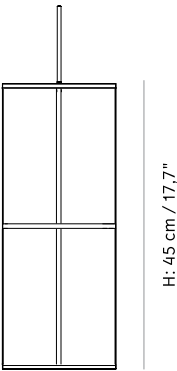
<b>PRODUCT TYPE</b> Pendant	<b>WEIGHT</b> Small: 1,28 kg / 2,82 lb Large: 2,35 kg / 5,18 lb	<b>CORD LENGTH</b> 500 cm / 197"
<b>ENVIRONMENT</b> Indoor	<b>VOLTAGE</b> 220 – 240 V / 110 V	<b>CLASSIFICATION</b> IP20
<b>DIMENSIONS</b>  <b>Small</b> H: 45 cm / 17,7" Ø: 18 cm / 7,1"  <b>Large</b> H: 75 cm / 29,5" Ø: 30 cm / 11,8"	<b>LIGHT SOURCE &amp; ENERGY EFFICIENCY CLASS</b> E27 (CE) – 1 pcs (Small), 2 pcs (Large) E26 (US) – 1 pcs (Small), 2 pcs (Large)	<b>CERTIFICATIONS</b> CE certified, tests can be obtained upon request.
<b>PRODUCTION PROCESS</b> Welded steel frame with a hand-made shade.	<b>LIGHT SPECIFICATION</b> N / A	<b>PACKAGING TYPE</b> Small: Gift box Large: Brown box
<b>COLOURS</b> White, bronzed brass	<b>DIMMER</b> No. The lamp can be connected to a dimmer system.	<b>PACKAGING MEASUREMENTS (H x W x D)</b>  <b>Small</b> 24 cm x 24 cm x 50 cm / 9,4" x 9,4" x 19,7"  <b>Large</b> 37 cm x 37cm x 80 cm 14,6" x 14,6" x 31,5"
<b>MATERIALS</b> Steel, linen, PS plastic. Thickness of line may vary giving a slightly different light.	<b>CANOPY</b> Yes, ABS, black Ø: 11,5 cm / 4,5" H: 3,8 cm / 1,5"	<b>MATERIALS &amp; MAINTENANCE</b> Please see page 486 for materials and care and maintenance instructions.
<b>CORD MATERIAL AND COLOUR</b> Textile, black, with safe wire.		

### SMALL



Ø: 18 cm / 7,1"

### LARGE



Ø: 30 cm / 11,8"

# Hashira Pendant, Cluster

BY NORM ARCHITECTS

Translucent, cylindrical fabric shade with metal frame, textile cord and dimmer switch.

Hashira Pendant, Cluster, Large, by Norm Architects  
Hashira Pendant, Cluster, Small, by Norm Architects



## PRODUCT OPTIONS

### SMALL



Hashira Pendant, Cluster, Small  
1504059

### LARGE



Hashira Pendant, Cluster, Large  
1505059

# Hashira Pendant, Cluster

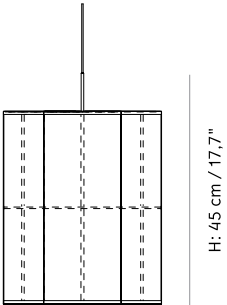
BY NORM ARCHITECTS

SKU	VARIANT
1504059	HASHIRA PENDANT, CLUSTER, SMALL (NEW)
1505059	HASHIRA PENDANT, CLUSTER, LARGE (NEW)

## TECHNICAL SPECIFICATIONS

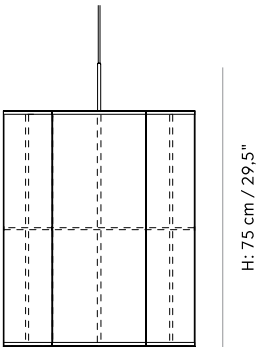
<b>PRODUCT TYPE</b> Pendant	<b>WEIGHT</b> Small: 3,48 kg / 7,67 lb Large: 7,26 kg / 16 lb	<b>CORD LENGTH</b> 500 cm / 197"
<b>ENVIRONMENT</b> Indoor	<b>VOLTAGE</b> 220 – 240 V / 110 V	<b>CLASSIFICATION</b> IP20
<b>DIMENSIONS</b>  <b>Small</b> H: 45 cm / 17,7" Ø: 37 cm / 14,6"  <b>Large</b> H: 75 cm / 29,5" Ø: 61,5 cm / 24,2"	<b>LIGHT SOURCE &amp; ENERGY EFFICIENCY CLASS</b> E27 (CE) – 3 pcs (Small), 6 pcs (Large) E26 (US) – 3 pcs (Small), 6 pcs (Large)	<b>CERTIFICATIONS</b> CE certified, tests can be obtained upon request.
<b>PRODUCTION PROCESS</b> Welded steel frame with a hand-made shade.	<b>LIGHT SPECIFICATION</b> N / A	<b>PACKAGING TYPE</b> Brown box
<b>COLOURS</b> White, bronzed brass.	<b>DIMMER</b> No. The lamp can be connected to a dimmer system.	<b>PACKAGING MEASUREMENTS (H x W x D)</b>  <b>Small</b> 43,5 cm x 43,5 cm x 49 cm / 9,4" x 9,4" x 19,3"  <b>Large</b> 67,5 cm x 67,5 cm x 78 cm / 26,6" x 26,6" x 30,7"
<b>MATERIALS</b> Steel, linen, PS plastic. Thickness of line may vary giving a slightly different light.	<b>CANOPY</b> Yes, ABS, black Ø: 11,5 cm / 4,5" H: 3,8 cm / 1,5"	<b>MATERIALS &amp; MAINTENANCE</b> Please see page 486 for materials and care and maintenance instructions.
<b>CORD MATERIAL AND COLOUR</b> Textile, black, with safe wire.		

### SMALL



Ø: 37 cm / 14,6"

### LARGE



Ø: 61,5 cm / 24,2"